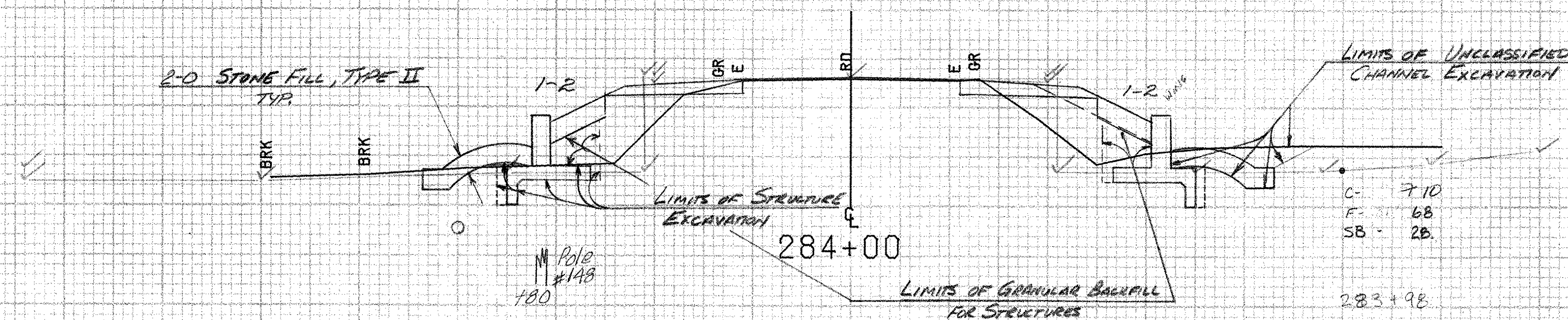


500

C - 8
F - 39
SB - 28



500

C - 710
F - 68
SB - 26

283+98

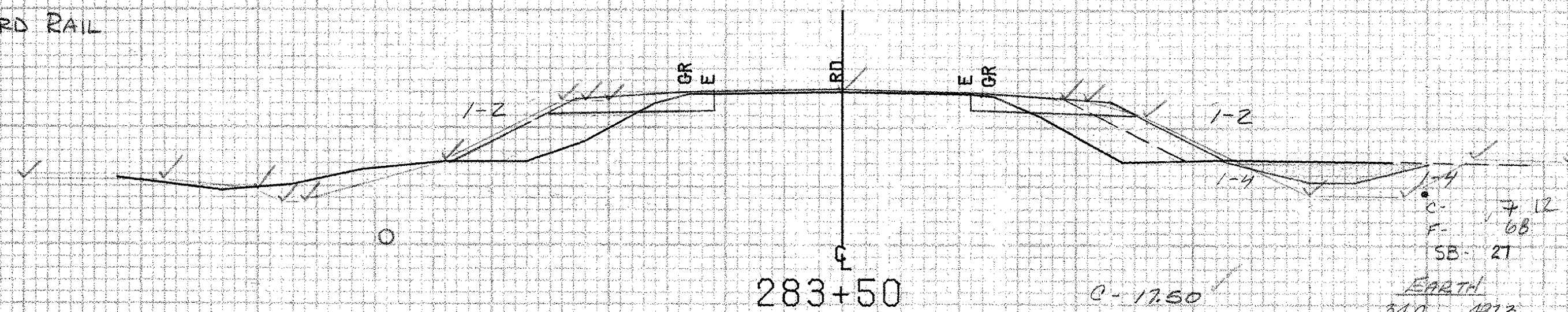
C - 10
F - 87
SB - 28

283+79 ~ 284+04 RT
HEAVY DUTY STEEL BEAM GUARD RAIL

283+79 ~ 284+04 RT
HEAVY DUTY STEEL BEAM GUARD RAIL

283+79 LT
END STEEL BEAM GUARD RAIL

283+79 RT
END STEEL BEAM GUARD RAIL



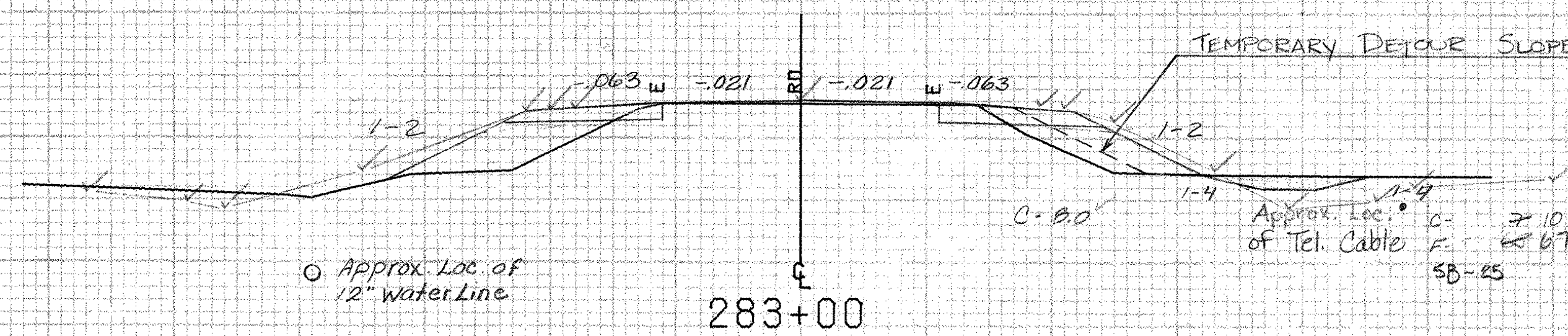
500

C - 712
F - 68
SB - 21

17.50
EARTH
34.0 497.3
40.0 496.4
42.0 495.2
50.0 497.0
34.0 497.3
17.50

283+04 RT
Begin Removal and Disposal
of Guard Rail

283+04 LT
Begin Removal and Disposal
of Guard Rail



500

EARTH
35.0 497.0
37.0 496.0
41.0 496.0
45.0 497.0
35.0 497.0
8.0

490

BRIDPORT MM 2.53 ~ MM 2.64

FROM STA. 283+00	TO STA. 284+01
PROJECT NAME SHOREHAM-BRIDPORT-ADDISON	
NO. F017-1(2)	PLOTTED 02/10/84
SURVEYED BY FANTONI	JAN 1984
SHEET 200 OF 480 SHEETS	SHEET 200 OF 477

SCALE 10 FEET

CATS WJG 4-27-92