

266+50

EARTH	
23.0	497.5
27.0	497.5
26.0	498.0
23.0	497.5

1.0

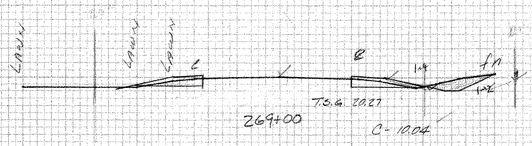

269+00

EARTH	
20.27	498.8
23.0	498.0
25.0	498.0
30.0	500.5
28.0	499.3
20.27	498.8

10.04

268+65 ±
R.R. Drive Culvert
-EQUATION-

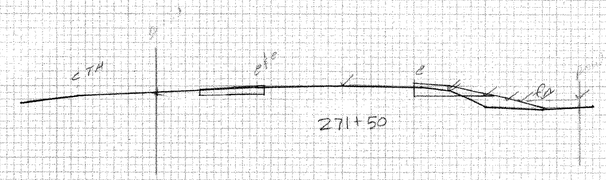

271+50

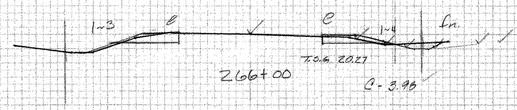

266+00

EARTH	
20.27	498.7
22.0	498.1
23.0	498.0
26.0	498.0
27.0	499.0
20.27	498.7

3.98

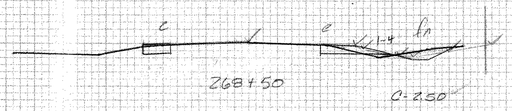

268+50

EARTH	
21.0	498.1
23.0	498.1
28.0	498.9
29.0	499.5
21.0	498.1

2.50

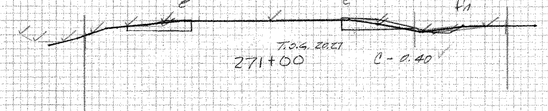

271+00

EARTH	
22.0	498.2
25.0	498.6
24.0	498.6
27.0	499.0
22.0	498.2

0.40

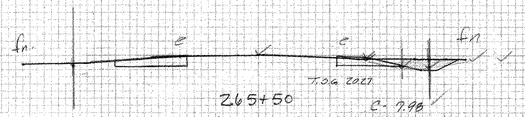

265+50

EARTH	
20.27	499.0
20.27	498.5
24.0	498.2
26.0	499.5
28.0	499.5
20.27	499.6

7.98

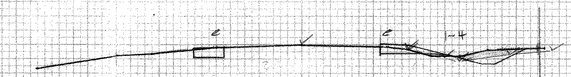

268+00

EARTH	
22.0	498.5
23.0	497.9
29.0	498.7
30.0	498.8
31.5	499.5
26.0	499.5
22.0	498.5

6.53

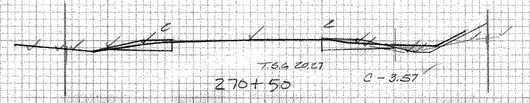

270+50

EARTH	
20.27	499.3
20.27	499.0
23.0	498.3
25.0	498.3
26.0	499.0
20.27	499.3

3.57

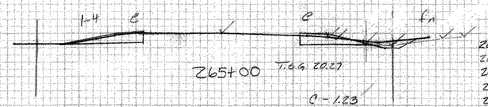

265+00

EARTH	
20.27	499.0
20.27	498.3
24.0	498.4
26.0	498.6
27.5	499.2
22.0	498.2
20.27	499.0

1.23

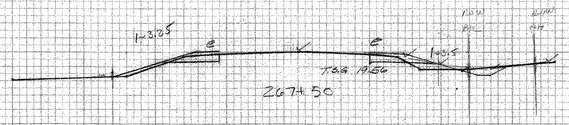

267+50

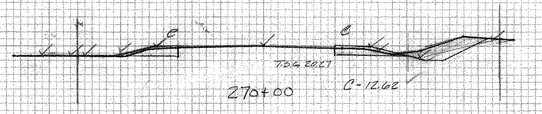

270+00

EARTH	
20.27	499.2
20.27	498.7
22.0	498.5
29.5	500.0
31.0	501.0
28.0	501.4
22.0	499.5
20.27	499.2

12.62

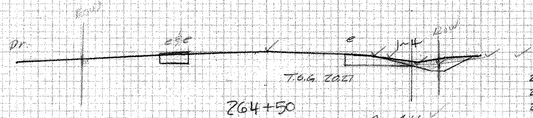

264+50

EARTH	
20.27	498.8
20.27	498.4
21.0	498.3
24.0	498.4
28.0	498.9
29.0	499.4
25.0	499.5
21.0	498.6
20.27	498.8

4.66

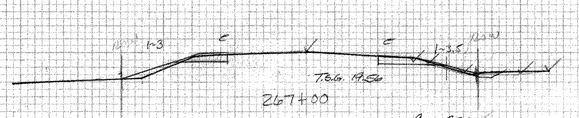

267+00

EARTH	
24.0	497.0
26.5	497.0
27.5	497.3
25.0	497.3
24.0	497.0

0.75

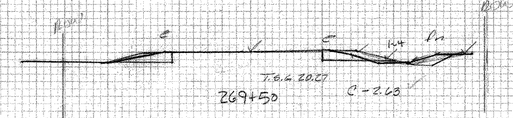

269+50

EARTH	
22.0	498.5
27.5	499.5
28.0	499.6
26.0	499.5
22.0	498.5

2.63

M/L 1.90 & 2.51
SHOREHAM BRIDPORT-ADDISON
F.O.T. 7(10) 264+50 - 271+50
Original Section
Plotted by Gidney 4/5
12-18-96

CAT 4-22-92

SHEET 298-E OF 477

NO.	DATE	REVISIONS	MADE BY	CHECKED
1	4-22-92	REVISED STATIONS	J.F. GIDNEY	J.T. LEST

PROFILE ORIGINAL

NO.	DATE	REVISIONS	MADE BY	CHECKED
1		REVISED STATIONS	J.F. GIDNEY	J.T. LEST

PROFILE ORIGINAL