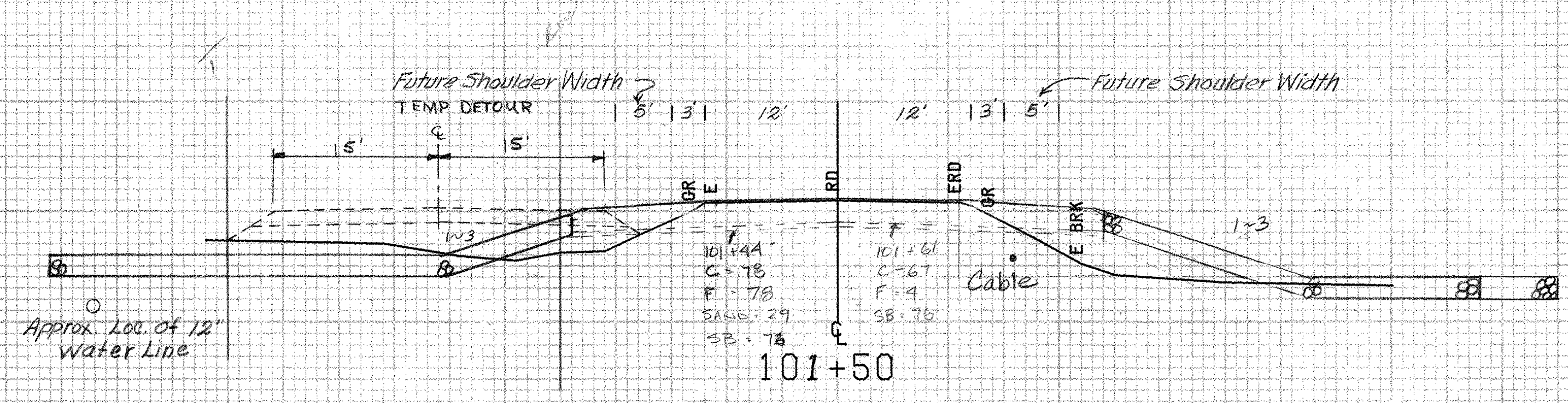


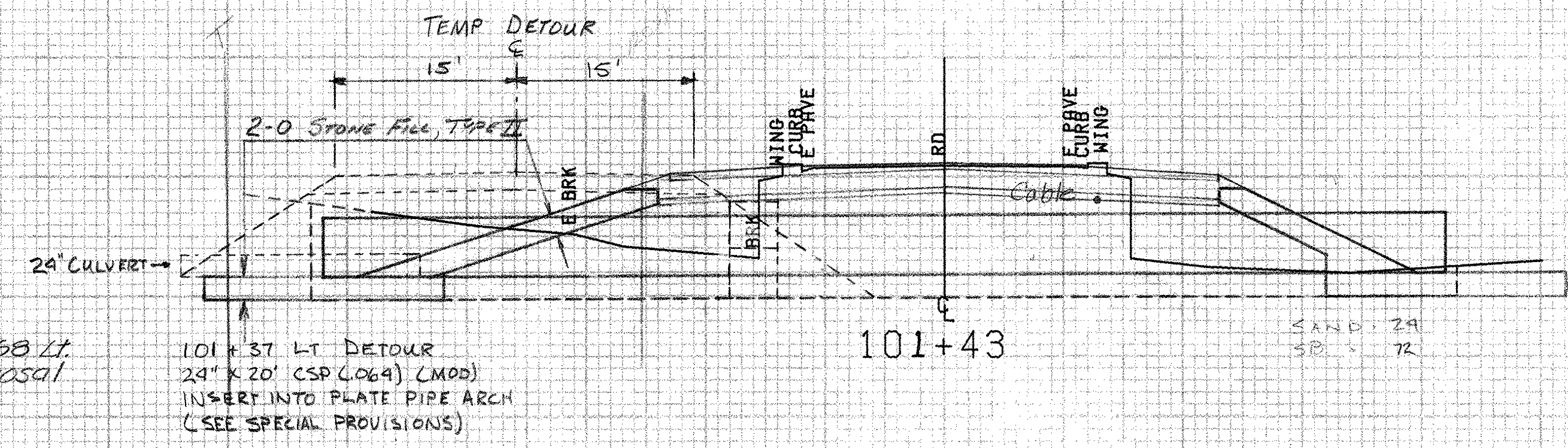
500

C.A. 25
F. 4
SB. 22



500

101+48
END 6" SAND BORROW
BEGIN SAND BORROW TAPER



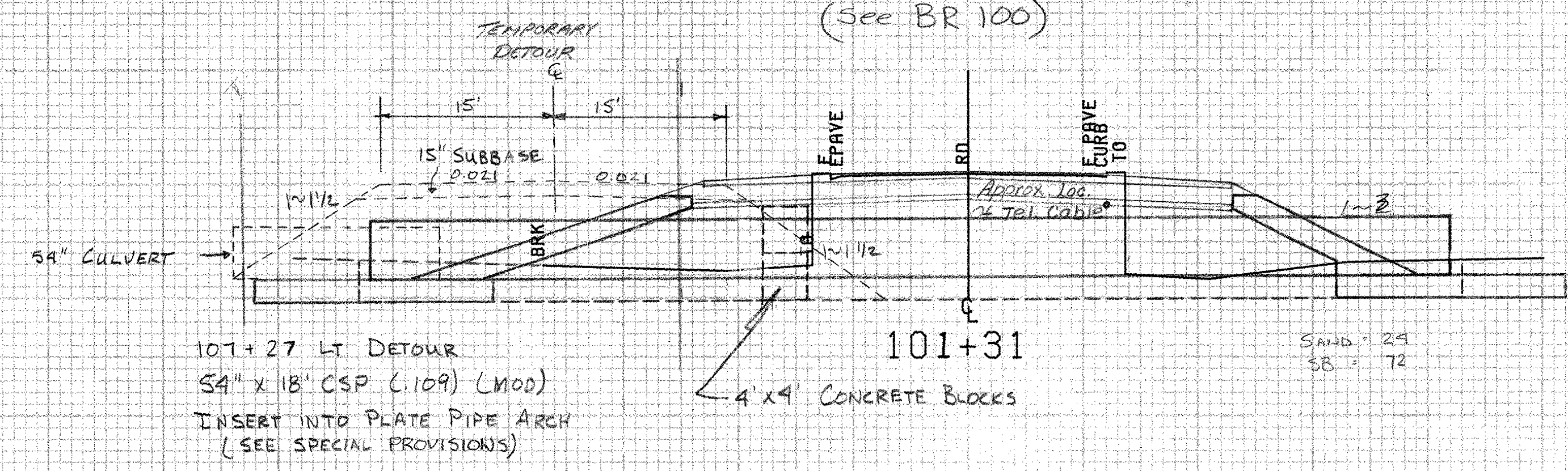
500

101+40 ~ 101+68 LT
Removal and Disposal
of Guard Rail

101+37 LT DETOUR
24" X 20" CSP (C69) (MOD)
INSERT INTO PLATE PIPE ARCH
(SEE SPECIAL PROVISIONS)

101+40 ~ 101+65 RT
Removal and Disposal
of Guard Rail

101+37
New 7'-0" x 5'-1" x 99' CGMPPA
(See BR 100)



500

101+27 LT DETOUR
54" X 18" CSP (C109) (MOD)
INSERT INTO PLATE PIPE ARCH
(SEE SPECIAL PROVISIONS)

4' x 4' CONCRETE BLOCKS

SHOREHAM MM 5.49 ~ MM 5.58

FROM STA.	101+31	TO STA.	102+00
PROJECT NAME	SHOREHAM-BRIDPORT-ADDISON		
NO.	F017-1(2)	PLOTTED	03/29/84
SURVEYED BY	FANTONI		03/84
SHEET	274	OF 420 SHEETS	SHEET 274 OF 477

SCALE 1" = 10 FEET