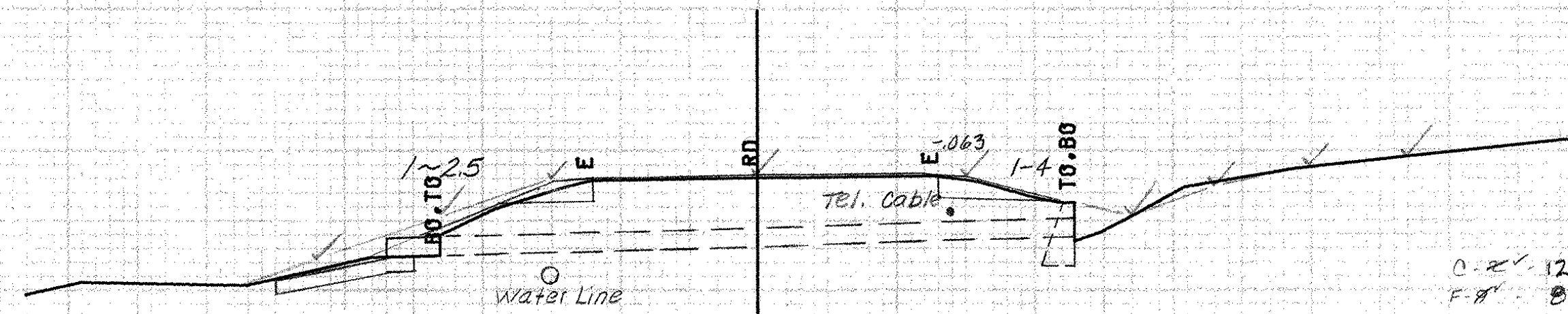


15+00 LT  
END GEOTEXTILE FABRIC FOR Silt fence



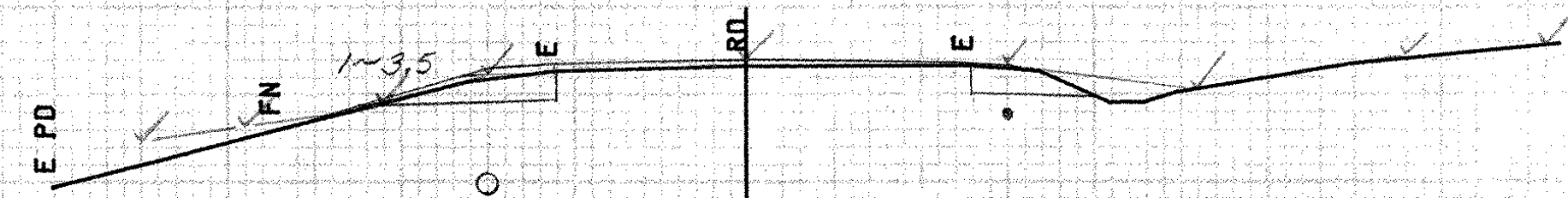
C-2/12  
F-2/0  
SB = 12.5

480

14+50  
Existing 18" RCP  
Askew 90°00'  
Retain and Extend Lt. w/ New 18"x4' RCP (CL III)  
and 3'x10' Type I Stone Pad at Outlet

48" Stump  
(Remove)  
+21

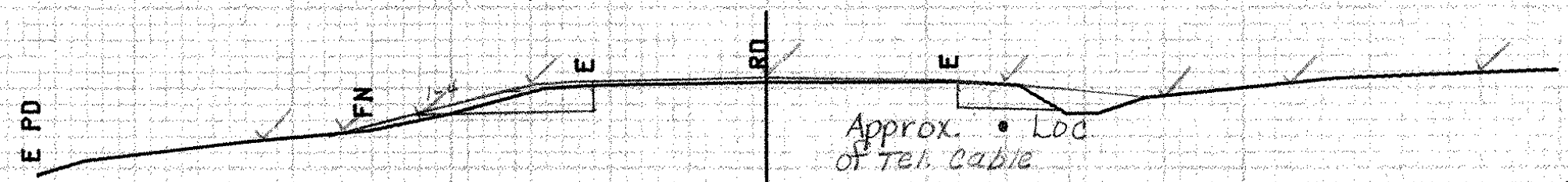
14+05 LT ~ 20+75 LT  
REMOVE AND RESET FENCE  
TEMPORARY FENCE (BARBED WIRE - 4-STRAND)



C-2/17  
F-2/0  
SB = 15.5

480

14+00



Approx. Loc. of  
12" Water Line  
4" Elm  
(Remove)  
+40

C-2/17  
F-2/2  
SB = 15.5

480

13+50

SHOREHAM MM 3.73 ~ MM 3.88

FROM STA.	13+50	TO STA.	14+50
PROJECT NAME	SHOREHAM-BRIDPORT-ADDISON		
NO.	F017-1(2)	PLOTTED	03/13/84
SURVEYED BY	FANTONI	MARCH	84
SHEET	256 OF 420 SHEETS	SHEET	256 OF 477

SCALE 1" = 10 FEET