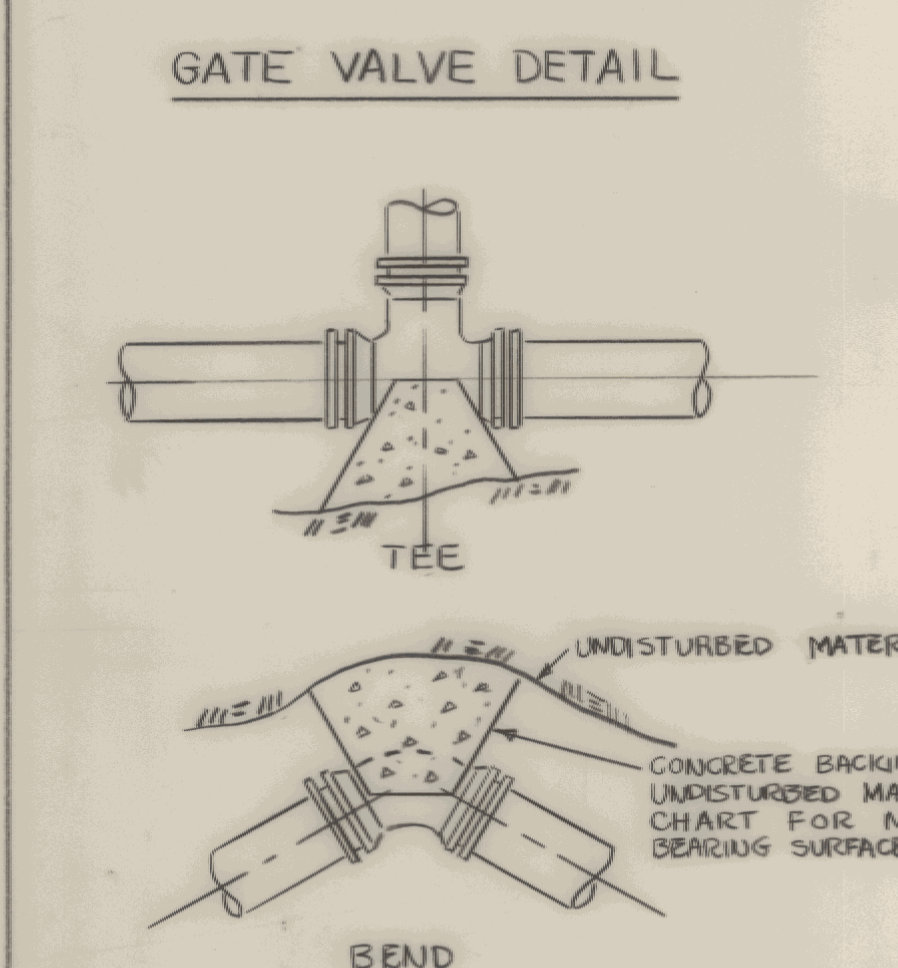
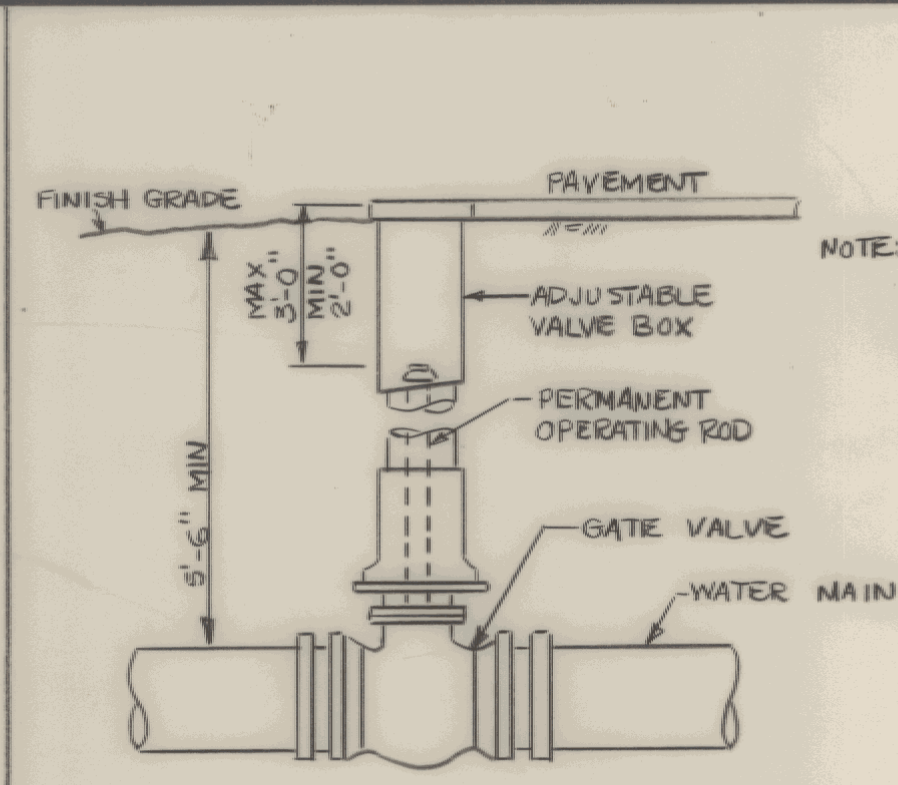
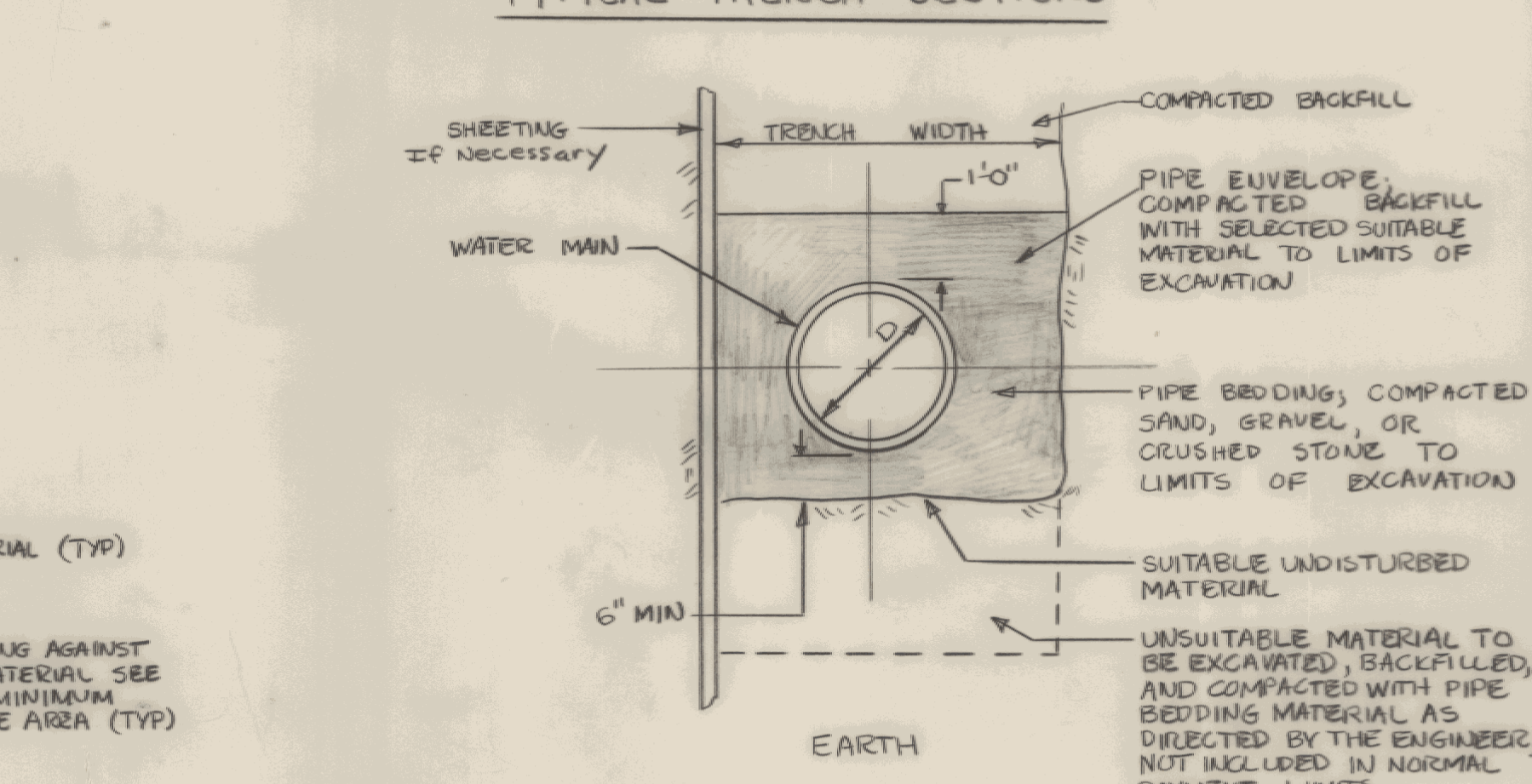
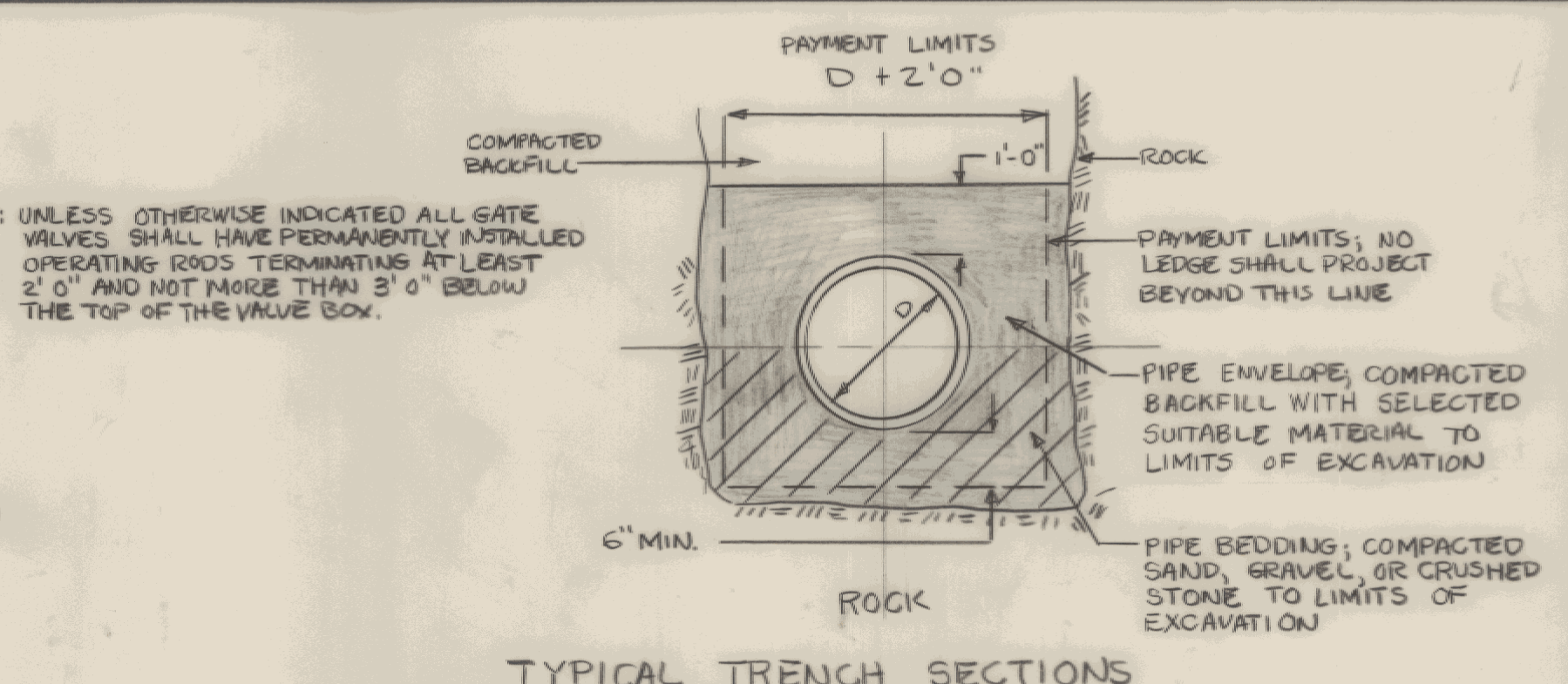


DATUM  
 VERTICAL N/A  
 HORIZONTAL N/A



TYPICAL CONCRETE BACKING

- NOTES
1. METALLIC WARNING TAPE FOR PIPING TO BE PROVIDED (SUBSIDIARY TO PIPE PRICE)
  2. TRANSMISSION MAIN AND FITTINGS TO BE POLYVINYL CHLORIDE CLASS 150 WITH CAST IRON PIPE OUTSIDE DIA. MTG. AWWA C-900 SPEC. - DR 18
  3. ALL BURIED METAL FITTINGS TO BE WRAPPED IN 8 MIL POLYETHYLENE ACCORDING TO AWWA SPEC. C-105
  4. ALL BURIED BOLTS AND HARDWARE TO BE STAINLESS STEEL OR EPOXY COATED
  5. CONTRACTOR TO MAINTAIN MINIMUM 5'-6" COVER ON NEW PIPE.
  6. CONTRACTOR TO PROVIDE MINIMUM 2 WEEK NOTICE TO TRI-TOWN WATER DISTRICT TO COORDINATE WORK.



PIPE SIZE (IN)	AREA OF BEARING FACE OF CONCRETE THRUST BLOCKS IN SQUARE FEET		
	SOFT WET CLAY SAND OR SILT	DRY SAND	COMPACT COARSE SAND OR GRAVEL HARDPAN
DEAD END OR TEE			
8 OR LESS	15	5	4
10	24	8	6
12	34	11	8
16	60	20	15
20	94	31	24
24	136	45	34
1/4 BEND			
8 OR LESS	21	7	5
10	33	11	8
12	48	16	12
16	85	28	21
20	133	44	33
24	192	64	48
1/8 BEND			
8 OR LESS	12	4	3
10	18	6	5
12	26	9	7
16	46	15	12
20	72	24	18
24	104	35	26
1/16 BEND			
8 OR LESS	6	2	2
10	9	3	2
12	13	4	3
16	24	8	6
20	37	12	9
24	53	18	13

WATER LINE RELOCATION

SURVEYED BY Fantoni DATE 10/87  
 DRAWN BY D. ALLEN DATE 2-3-89  
 SQUAD LEADER J. Perkins  
 DESIGN FILE NO. 83B030 DATE 2-3-89  
 PROJ. NAME SHOREHAM - BRIDPORT - ADDISON  
 PROJ. NO. F017-1(2)  
 SHEET 184 OF 420 SHEETS