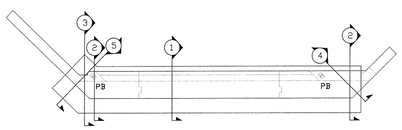

PLAN: ABUTMENT #2 & WINGWALLS #3 & #4

REF: ABUTMENT # 2 PLAN VIEW/ 50 of 83



ABUTMENT #2 & WINGWALLS #3 & #4 ELEVATION

REF: ABUTMENT #1 ELEVATION/ 50 of 83

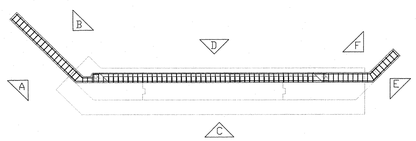

PLAN 3: ABUTMENT #2 & WINGWALLS #3 & #4 ABOVE SEAT

REF: WINGWALLS #1 & #2 CORNER DETAIL ABOVE SEAT/ 52 of 83

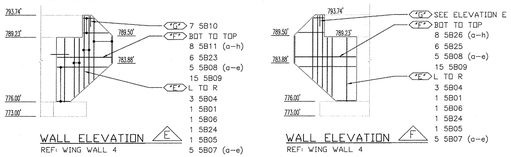

WALL ELEVATION E

REF: WING WALL 4

WALL ELEVATION F

REF: WING WALL 4

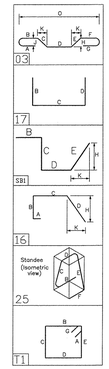

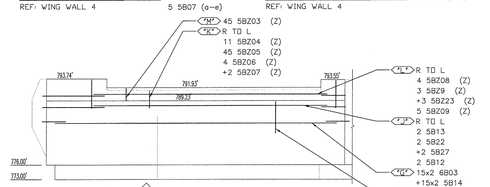

WALL ELEVATION D

REF: ABUTMENT 2

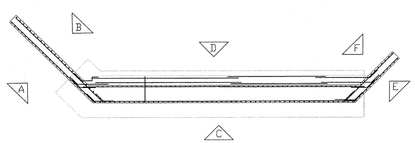

PLAN 2: ABUTMENT #2 & WINGWALLS #3 & #4 BELOW SEAT

REF: WINGWALLS #1 & #2 CORNER DETAIL BELOW SEAT/ 52 of 83

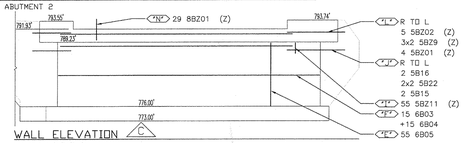

WALL ELEVATION C

REF: ABUTMENT 2

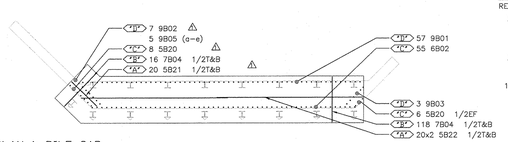

PLAN 1: PILE CAP

REF: PILE CAP PLAN/ 54 of 83

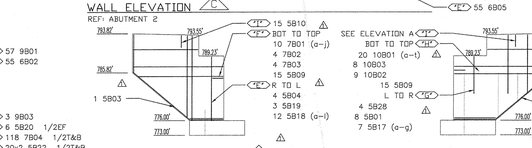

WALL ELEVATION A

REF: WING WALL 3

WALL ELEVATION B

REF: WING WALL 3

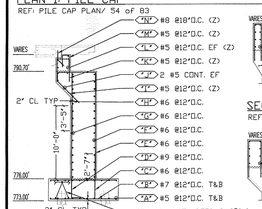

SECTION 1

REF: ABUTMENT #1&#2 TYP./ 50 of 83

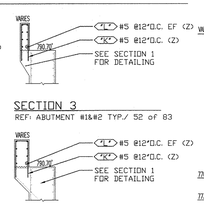

SECTION 3

REF: ABUTMENT #1&#2 TYP./ 52 of 83

SECTION 2

REF: TYP. FULL WALL OUTSIDE FASCIA/ 52 of 83

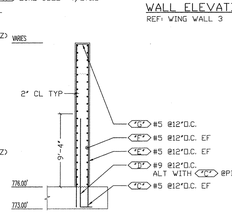

SECTION 4

REF: WINGWALL #1&#4 TYP./ 52 of 83

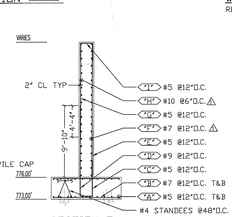

SECTION 5

REF: WINGWALL #2&#3 TYP./ 52 of 83

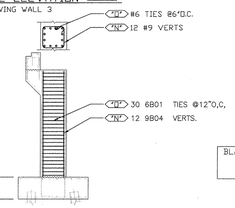

PIERS @BEARING LOCATIONS (PB)

REF: A-A DETAIL/ 50 of 83
(2 THUS)

ABUTMENT 2 — BEND SCHEDULE

Bar Mark	Qty	Size	Total Length	Type	X	Y	Z	X	Y	Z	X	Y	Z	X	Y	Z	X	Y	Z
4A01	37	#4	9'-3 X1	25		1'-6"	2'-4 X1	1'-6"	2'-4 X1	1'-6"				2'-6"			1'-2"		
5B13	2	#5	12'-6 X1	3		11'-1"	2'-3 X1							1'-7"			1'-7"	12'-6"	
5B13	2	#5	6'-3" BB			1'-2"	6'-9"	2'-1"	2'-1"					1'-6"			1'-7"		
5B14	30	#5	5'-6 X1	3		2'-6"	2'-3 X1							1'-7"			1'-7"	4'-11"	
5B15	2	#5	8'-6"	3		6'-4"	2'-2"							1'-6"			1'-7"	7'-11"	
5B16	2	#5	12'-6 X1	3		10'-4"	2'-3 X1							1'-7"			1'-7"	11'-11"	
5B22	46	#5	30'-2"			30'-2"													
5B27	2	#5	20'-1"			20'-1"													
6B01	92	#6	15'-6" TI		6'-8"	2'-11"	2'-11"	2'-11"	2'-11"		6'-8"								
6B02	55	#6	5'-6"			5'-6"													
6B03	45	#6	30'-2"			30'-2"													
6B04	15	#6	20'-1"			20'-1"													
6B05	55	#6	13'-2"			13'-2"													
6B06	57	#6	6'-6"			6'-6"													
7B04	118	#7	9'-1"			9'-1"													
9B01	57	#9	14'-6" TI			1'-7"	12'-6"												
9B04	24	#9	12'-2"			12'-2"													

WING WALL 3 — BEND SCHEDULE

Bar Mark	Qty	Size	Total Length	Type	X	Y	Z	X	Y	Z	X	Y	Z	X	Y	Z	X	Y	Z
5B01	6	#5	12'-6"			12'-6"													
5B02	1	#5	22'-1 X1	3		11'-7"	8'-5 X1							5'-5"			6'-8"	31'-8"	
5B03	1	#5	22'-6 X1	3		10'-7"	6'-10 X1							4'-5"			5'-5"	30'-5"	
5B04	4	#5	12'-2"			12'-2"													
5B09	30	#5	6'-6"	3		2'-7"	2'-3"							1'-6"			1'-7"	5'-9"	
5B10	15	#5	6'-6"	TI		2'-7"	1'-6"	2'-3"											
5B17a	1	#5	7'-9"			7'-9"													
Varies To																			
5B17b	1	#5	12'-6"			12'-6"													
5B18a	1	#5	7'-9"			7'-9"													
Varies To																			
5B18b	1	#5	16'-9"			16'-9"													
5B19	3	#5	12'-6"			12'-6"													
5B20	8	#5	4'-11"			4'-11"													
5B21	20	#5	7'-2"			7'-2"													
5B28	4	#5	7'-2"			7'-2"													
7B04	1	#7	6'-6"			6'-6"													
Varies To																			
7B11	1	#7	12'-2"			12'-2"													
7B02	4	#7	18'-2"			18'-2"													
7B03	4	#7	12'-6"			12'-6"													
7B04	16	#7	9'-1"			9'-1"													
9B02	11	#9	14'-2" TI			1'-7"	12'-7"												
9B04a	1	#9	5'-10"			5'-10"													
Varies To																			
9B05a	1	#9	8'-5"			8'-5"													
10B01a	1	#10	8'-5"			8'-5"													
Varies To																			
10B01b	1	#10	19'-5"			19'-5"													
10B02	8	#10	13'-10"			13'-10"													
10B03	8	#10	20'-1"			20'-1"													

WING WALL 4 — BEND SCHEDULE

Bar Mark	Qty	Size	Total Length	Type	X	Y	Z	X	Y	Z	X	Y	Z	X	Y	Z	X	Y	Z
5B01	2	#5	12'-6"			12'-6"													
5B04	6	#5	12'-6"			12'-6"													
5B05	2	#5	13'-10"			13'-10"													
5B08	2	#5	11'-1"			11'-1"													
5B09	2	#5	5'-5"			5'-5"													
Varies To																			
5B25a	2	#5	12'-5"			12'-5"													
5B26a	2	#5	7'-1"			7'-1"													
Varies To																			
5B08a	2	#5	5'-11"			5'-11"													
5B09	30	#5	6'-6"	3		2'-7"	2'-3"							1'-6"			1'-7"	5'-9"	
5B10	7	#5	6'-6"	TI		2'-7"	1'-6"	2'-3"											
5B11a	1	#5	7'-6"			7'-6"													
Varies To																			
5B11b	1	#5	12'-2"			12'-2"													
5B05	6	#5	4'-11"			4'-11"													
5B23	6	#5	11'-2"			11'-2"													
5B24	2	#5	14'-8"			14'-8"													
5B25	6	#5	12'-6"			12'-6"													
5B26a	1	#5	3'-10"			3'-10"													
Varies To																			
5B26b	1	#5	11'-2"			11'-2"													
9B03	3	#9	13'-6" TI			1'-7"	12'-1"												

C-BAR REINFORCING — BEND SCHEDULE

Bar Mark	Qty	Size	Total Length	Type	X	Y	Z	X	Y	Z	X	Y	Z	X	Y	Z	X	Y	Z
5B201	4	#5	8'-6"	3		6'-9"	2'-2"							1'-6"			1'-7"	7'-11"	
5B202	3	#5	12'-6 X1	3		10'-9"	2'-3 X1							1'-7"			1'-7"	11'-11"	
5B203	40	#5	5'-8" TI			2'-8"	0'-8"	2'-8"											
5B204	11	#5	13'-8" TI			5'-8"	1'-8"	5'-8"											
5B205	42	#5	8'-8" TI			2'-8"	1'-8"	2'-8"											
5B206	4	#5	15'-2" TI			5'-10"	8'-11"	5'-10"											
5B207	2	#5	15'-8" TI			5'-10"	1'-8"	5'-10"											
5B208	4	#5	6'-2" BB			1'-7"	0'-9"	2'-7"	2'-7"					1'-6"			1'-7"		
5B209	5	#5	12'-4 X1	3		11'-7"	2'-3 X1							1'-7"			1'-7"	12'-1"	
5B211	55	#5	17'-3 X1	18	6'-10"	1'-7"	1'-3 X1	4'-2 X1						2'-6"			2'-6"	6'-3 X1	
5B223	3	#5	30'-1"			30'-1"													
5B29	6	#5	30'-6"			30'-6"													
8B201	26	#8	5'-6"	3		1'-7"	1'-7"							0'-10"			0'-10"	1'-7"	

LEGENDS:
CONT-CONTINUOUS
TRANS-TRANSVERSE
DWLS-DOWELS
VERTS-VERTICAL
HORIZ-HORIZONTAL
T&B -TOP & BOTTOM
IF-INNER FACE
OF-OUTER FACE
EF-EACH FACE
EW-EACH WAY
O.C.-ON CENTER
LW-LONG WAY
SW-SHORT WAY

BLACK REINFORCING BAR-ASTM A615 GRADE 60
DUAL COATED BARS-ASTM A1055 (Z) BAR
DUAL COATED BAR DENDITED (Z)

ELEVATIONS & DIMENSIONS SHOWN ON THIS DWG. ARE FOR REINF. DETAILING PURPOSES ONLY AND ARE NOT INTENDED FOR CONSTRUCTION.

FOOTING AND HORIZ. WALL REINF. LAP=2'-2"

Now 6/20/13

FOR FIELD USE

6	6/5/13	△	DETAILER REVIEW/FOR RECORD
5	5/28/13	△	ADJUSTMENT PER CONTRACTOR
4			FOR RECORD
3	3/25/13	△	APPROVED AS NOTED
2	2/28/13	△	CONTRACT CHANGES/FOR APPROVAL
1	1/14/13	0	APPROVAL
DATE		REV #	SENT FOR

DIMENSION
DIMENSION FABRICATORS INC.
3000 7th STREET
BOX 1, R.R. 1 BOX 1
BULLOCK, N.D. 58368
PH: (701) 674-3600
FAX: (701) 674-3600
www.dimensionfabricators.com

STRUCTURE	VTAOT WARREN BRF 013-14(4)
LOCATION	WARREN, VERMONT
ARCHITECT	
ENGINEER	VERMONT AGENCY OF TRANSPORTATION
CUSTOMER	S.O. IRELAND CONCRETE CONSTR. GROUP
DRAWN BY / DATE	ASHLEE G. / 1/14/13
DFF #	8387
DRAWING COVERS	ABUTMENT 2 REINFORCING
DRAWING #	B