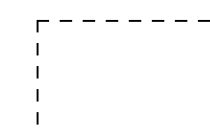
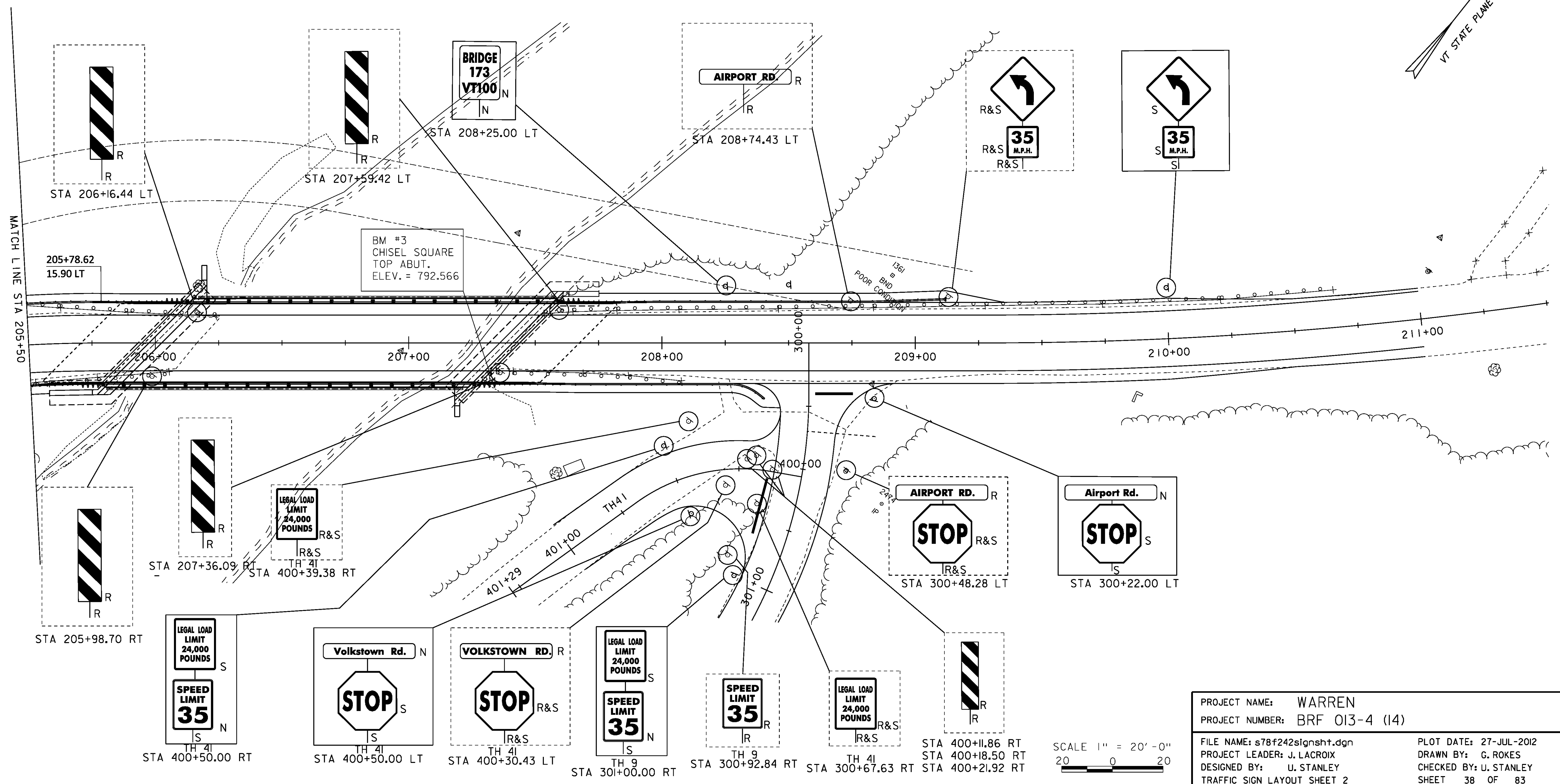
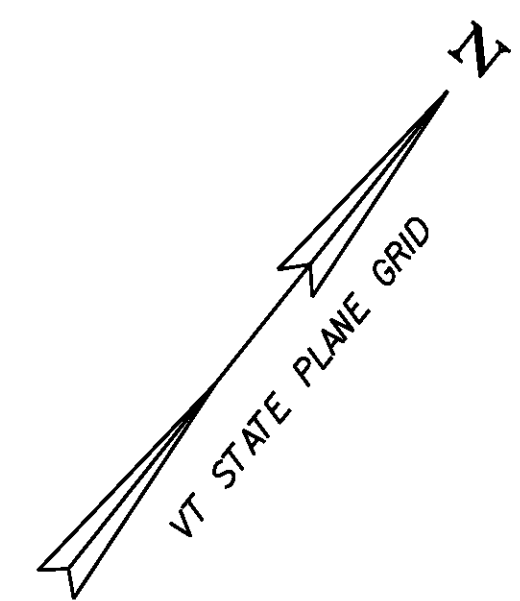
 NEW AND SALVAGED SIGNS
 EXISTING SIGNS
 N = NEW
 R = REMOVE
 RET = RETAIN
 S = SALVAGE
 R&S = REMOVE AND SALVAGE

DURABLE 4 INCH YELLOW LINE (DOUBLE CENTER LINE)
 ML STA 205+50 TO STA 211+00
 TH 4I STA 400+13 TO STA 401+00
 TH 9 STA 300+20 TO STA 301+25

DURABLE 24 INCH STOP BAR
 TH 9 STA 300+20.00 LT
 TH 4I STA 400+13.00 LT

DURABLE 4 INCH WHITE LINE
 ML STA 205+50.00 TO STA 211+00.00 LT
 ML STA 205+50.00 TO STA 211+00.00 RT
 TH 4I STA 400+23.00 TO STA 401+00.00 LT
 TH 4I STA 400+13.00 TO STA 401+00.00 RT
 TH 9 STA 300+20.00 TO STA 301+25.00 LT
 TH 9 STA 300+20.00 TO STA 301+25.00 LT



PROJECT NAME: WARREN
 PROJECT NUMBER: BRF 013-4 (14)
 FILE NAME: s78f242signsht.dgn
 PROJECT LEADER: J. LACROIX
 DESIGNED BY: U. STANLEY
 TRAFFIC SIGN LAYOUT SHEET 2
 PLOT DATE: 27-JUL-2012
 DRAWN BY: G. ROKES
 CHECKED BY: U. STANLEY
 SHEET 38 OF 83

SCALE 1" = 20'-0"
