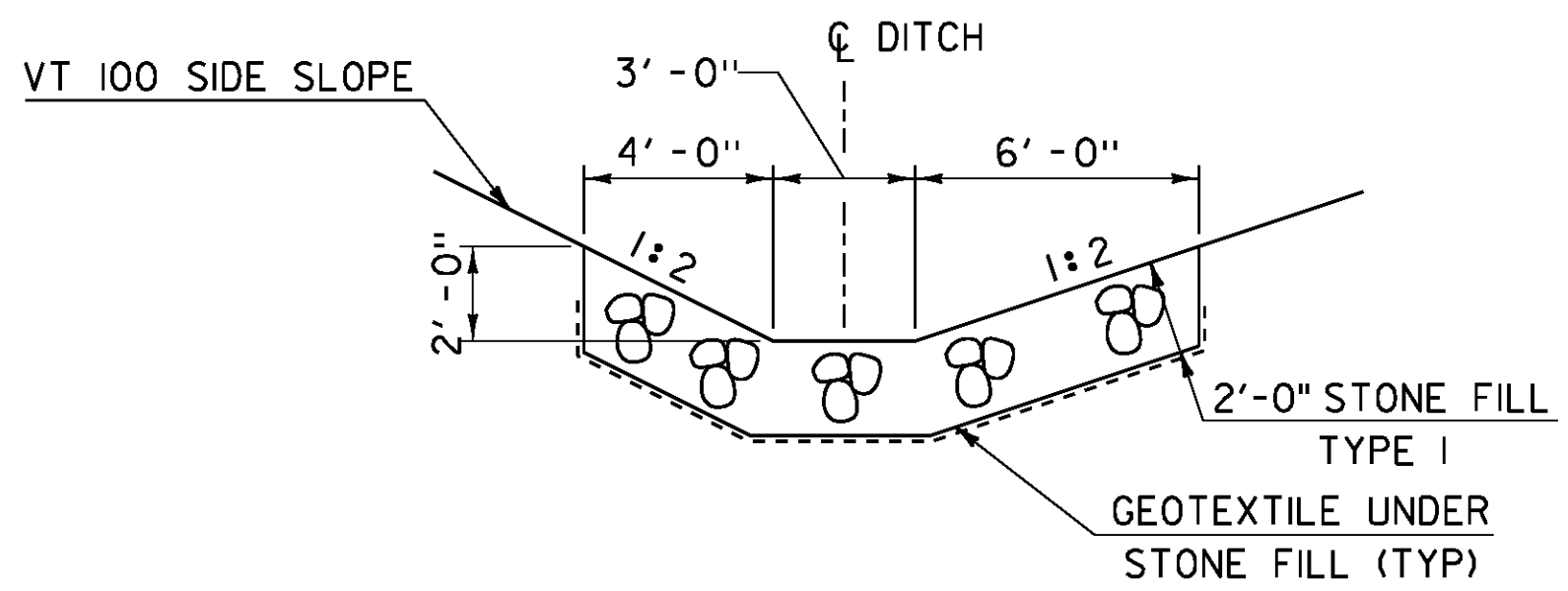
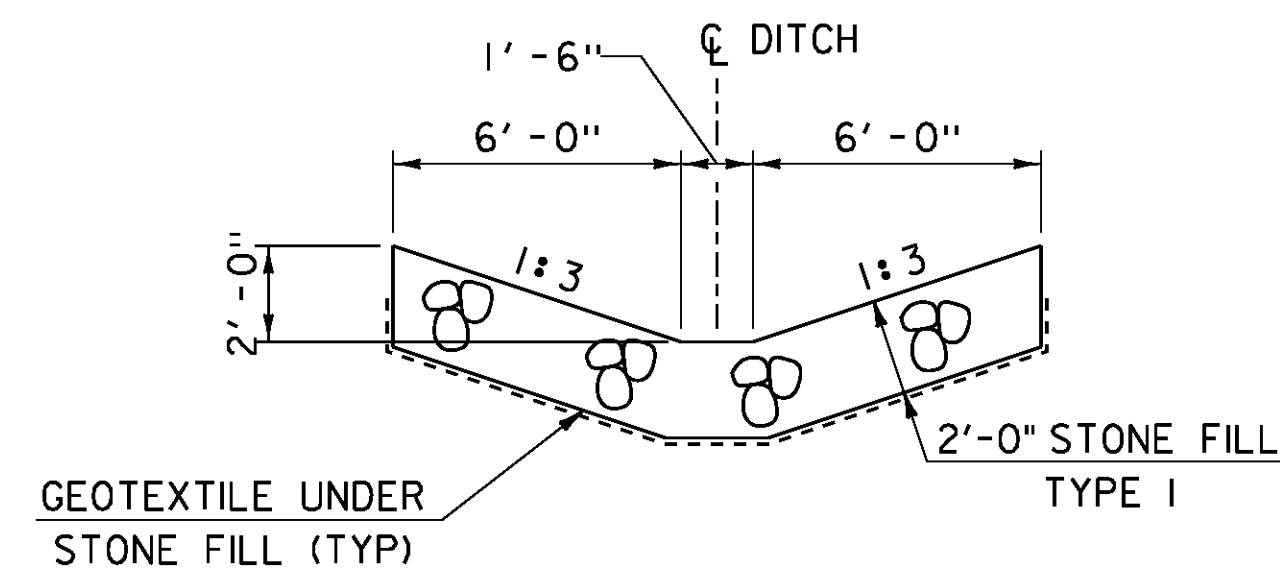


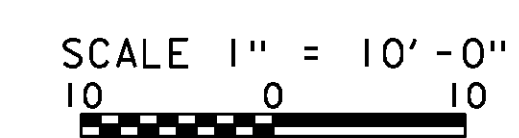
TH 9 DITCH TYPICAL
 SCALE 1/4" = 1'-0"
 STA. 300+47.00 LT 19.59' TO
 STA. 301+25.00 LT 13.27



VT 100 DITCH TYPICAL
 SCALE 1/4" = 1'-0"
 STA. 206+77.75 RT 40.27' TO
 STA. 207+89.89 RT 36.34'



TH 41 DITCH TYPICAL
 SCALE 1/4" = 1'-0"
 STA. 400+87.00 RT 22.92' TO
 STA. 400+87.00 RT 39.41'



PROJECT NAME: WARREN	PLOT DATE: 27-JUL-2012
PROJECT NUMBER: BR 013-4(14)	DRAWN BY: U. STANLEY
FILE NAME: s87f242drainage.dgn	CHECKED BY: M. LONGSTREET
PROJECT LEADER: J. LACROIX	SHEET 22 OF 83
DESIGNED BY: U. STANLEY	