ASSEMBLY 02

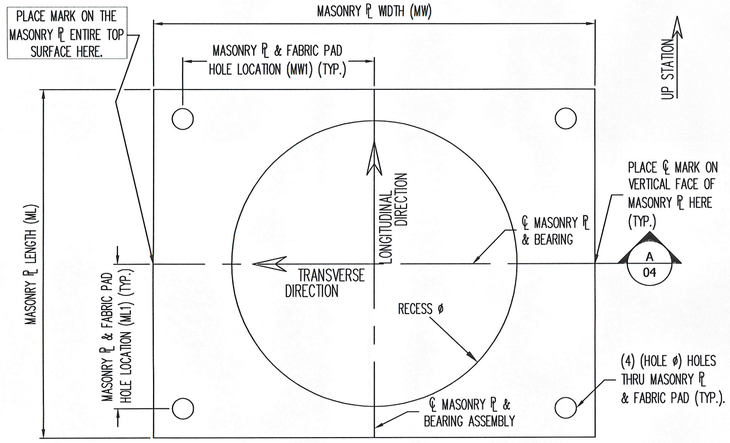

MASONRY ℙ PLAN

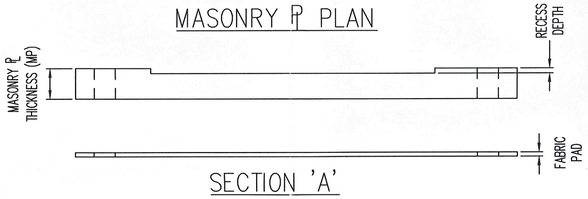

SECTION 'A'

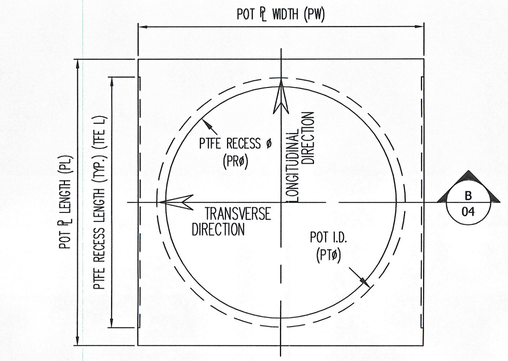

POT PLAN

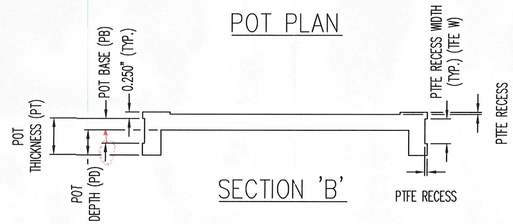

SECTION 'B'

MASONRY PLATE & UNDERLAYMENT (UL) SCHEDULE (PMGT)														
ASSEM MK	PIECE MK	QTY	MP	MW	ML	MW1	ML1	RECESS ø	RECESS DEPTH	HOLE ø	UL MK	UL FP	UL MATERIAL	MASONRY PL MATERIAL
2A	2mp1	3	1.750	30.000	21.000	12.750	5.250	12.148	0.250	1.875	2fp1	0.125	VT 731.01	A709 GR 50W

POT PLATE SCHEDULE (PMGT)												
ASSEM MK	PIECE MK	QTY	PT	PW	PL	PB	PD	PT ø	PR ø	TFE L	TFE W	POT PL MATERIAL
2A	2pt1	3	3.400	13.625	13.625	1.517	1.883	12.125	12.000	13.375	1.375	A709 GR 50W

PTFE RECESS 0.094

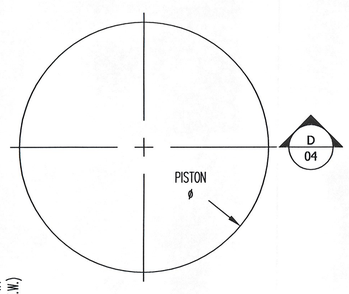

PISTON PLAN

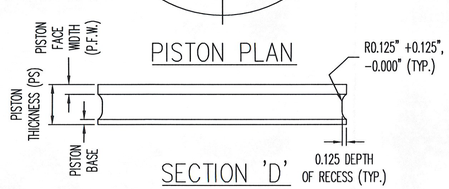

SECTION 'D'

PISTON SCHEDULE (PMGT)							
ASSEM MK	PIECE MK	QTY	PS	PISTON ø	PFW	PISTON BASE	PISTON MATERIAL
2A	2ps1	3	1.500	12.085	0.326	0.250	A709 GR 50W

SEE SHT. 02 FOR ASSEMBLY DETAILS & LOCATIONS.
SEE SHT. 05 FOR ADDITIONAL SUB-ASSEMBLY DETAILS.
SEE SHT. GN1 FOR GENERAL NOTES & COATING LIMITS.
ALL DIMENSIONS ARE IN INCHES UNLESS OTHERWISE NOTED.

RECEIVED
CK'D BY ___ CK'D BY JEL
JUN 05 20
RESUBMIT ___ APPROVED JEL (AS NOTED)
BY DATE 6/24/08

REV.	DESCRIPTION	DATE	DET.	CKD.

D.S. BROWN
THE D.S. BROWN COMPANY
300 E. CHERRY STREET
NORTH BALTIMORE, OHIO 45872
419.257.3561
FAX: 419.257.0332
WWW.DSBROWN.COM

LOCATION — VT RTE. 100 (MINOR ARTERIAL) OVER WHITE RIVER
—
PROJECT — (STP) BRF 013-4(21)
—
P.O. NO. — C2120
DESIGNER — VT DOT
CUSTOMER — WINTERSET, INC.

ITEM	QUANTITY
–	–
–	–
–	–
–	–
–	–
–	–
–	–
–	–
–	–

DESCRIPTION: UNI-DIRECTIONAL BEARING SUB-ASSEMBLY DETAILS
WINDSOR CO., VT

SCALE:	DRAWN BY:	CHECKED BY:	DATE:	
N.T.S.	DA	RSS	5/29/08	–
PROJECT NUMBER	PRODUCT CODE	RELEASE	SHEET	
23160	1112	1	04	