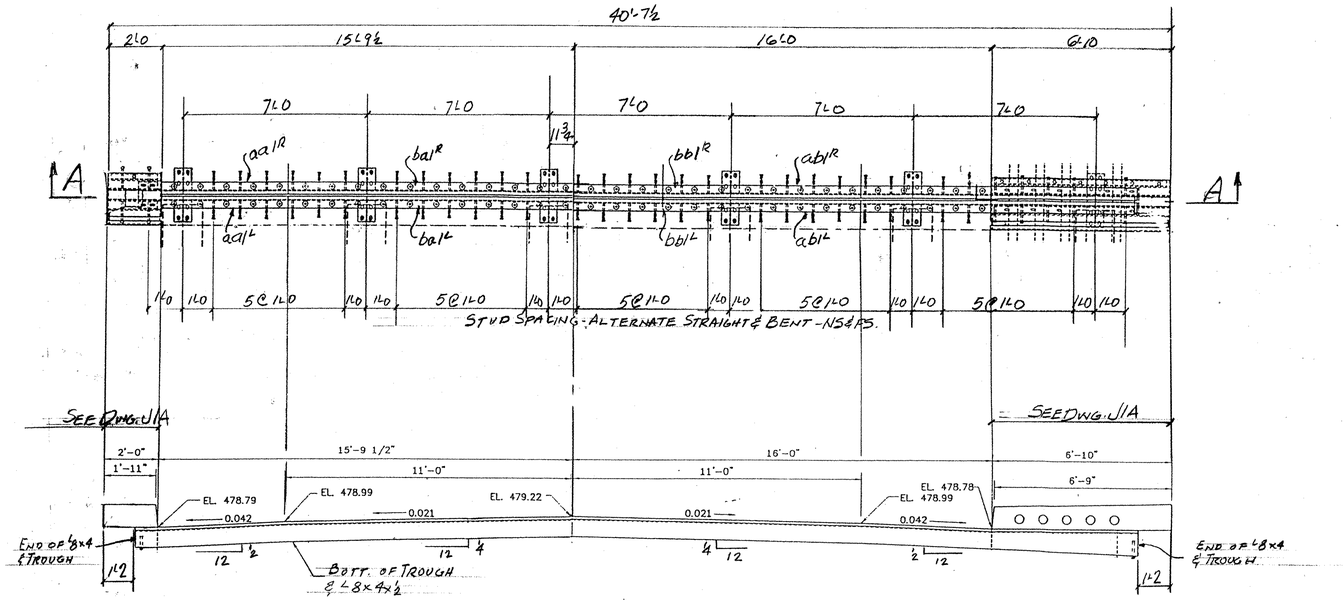

A-A

EJ1 - ONE REQ'D (@ ABUT. NO. 1)

WORK THIS DWG. w/ DWG J1A

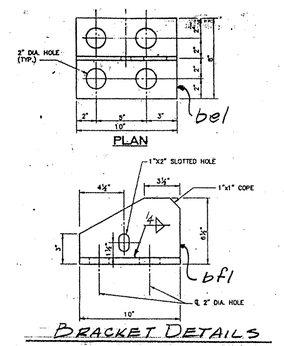

BRACKET DETAILS

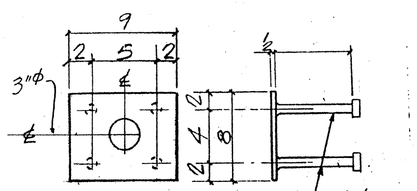

API-6 REQ'D

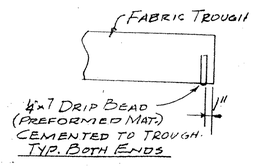

TYP. BOTH ENDS

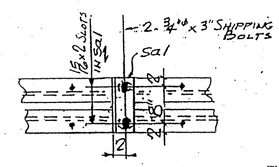

SHIPPING DEVICE
SPACED 5'-0" O.C. MAX. (7 REQ'D)

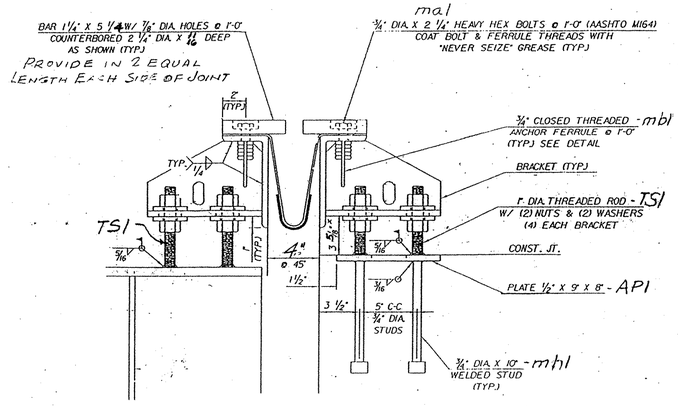

TYPICAL SECTION AT BEAMS

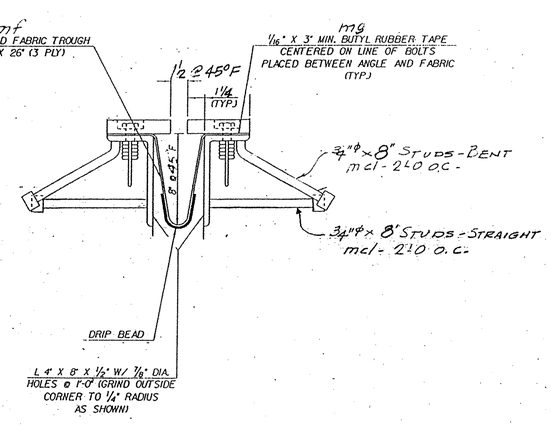

TYPICAL SECTION BETWEEN BEAMS

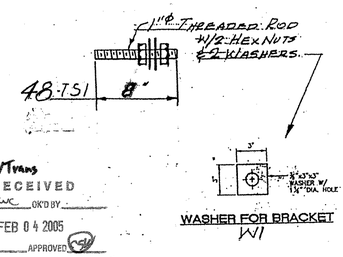

ANCHOR FERRULE

WASHER FOR BRACKET
W1

SHOP DRAWING REVIEW
REVIEW IS ONLY FOR GENERAL CONFORMANCE WITH DESIGN CONCEPT
☐ PROCEED AS SUBMITTED
☒ PROVIDE AS CORRECTED
☐ REVISE AND RESUBMIT
☐ REJECTED - SEE REMARKS
☐ SUBMITTAL NOT REQUIRED - SECURED WITHOUT REVIEW

THIS REVIEW IS ONLY FOR GENERAL CONFORMANCE WITH THE DESIGN CONCEPT OF THE PROJECT AND GENERAL COMPLIANCE WITH THE INFORMATION GIVEN IN THE CONTRACT DOCUMENTS. ANY ACTION, CORRECTIONS OR COMMENTS SHOWN AND/OR NOTED ARE SUBJECT TO THE REQUIREMENTS OF THE CONTRACT DOCUMENTS. CONTRACTOR IS RESPONSIBLE FOR: DETERMINING THE ACCURACY AND COMPLETENESS OF DETAILS, SUCH AS DIMENSIONS AND QUANTITIES; SUBSTANTIATING INSTRUCTIONS FOR INSTALLATION OR PERFORMANCE OF EQUIPMENT OR SYSTEMS; THE BASES, METHODS, TECHNIQUES, SEQUENCES AND PROCEDURES OF CONSTRUCTION, INCLUDING SAFETY PRECAUTIONS AND PROCEDURES; AND THE SELECTION OF FABRICATION PROCESSES. ENGINEER'S APPROVAL OF A SPECIFIC ITEM SHALL NOT INDICATE APPROVAL OF AN ASSEMBLY OF WHICH THE ITEM IS A CO-MPONENT. FURTHER, ENGINEER'S REVIEW OF CONTRACTOR'S SUBMITTALS SHALL NOT RELIEVE THE CONTRACTOR OF ITS OBLIGATIONS UNDER THE CONTRACT IN CONNECTION WITH RESPECT TO THE PREPARATION AND/OR APPROVAL OF SUCH SUBMITTALS.

CLD CONSULTING ENGINEERS, INC.
540 CONGRESS STREET
MANCHESTER, NEW HAMPSHIRE

BY: JH DATE: 2-14-05

VTrans
RECEIVED
CK'D BY JWC CK'D BY
FEB 04 2005
RESUBMIT APPROVED
BY DATE 3/21/2005

ALL MATERIALS AND CONSTRUCTION SHALL CONFORM TO STATE OF VERMONT AGENCY OF TRANSPORTATION STANDARD SPECIFICATIONS FOR CONSTRUCTION DATED 1990, AND ITS LATEST REVISIONS, AND THE AASHTO STANDARD SPECIFICATIONS FOR HIGHWAY BRIDGES, DATED 1996, AND ITS LATEST REVISIONS.

SHOP BILL

ABM INFO: PAGE | LINE

JOB NO. 250 | DRG. NO. J1

NO.	DESCRIPTION	FT	IN	ASSEM. MARK	SHIPPING MARK	REMARKS	WEIGHT
1	EXP. JOINT	40	7½		EJ1		—
2	L 8 x 4 x ½	16	7½	aa1			
2	DO	21	8	ab1			
2	BAR 5¼ x 1¼	15	9½	ba1			
2	DO	16	0	bb1			
12	PL ½ x 8		10	be1			
12	PL ½ x 6		10	bf1			
64	¾"ϕ H.S. BOLTS		2¼	ma1			
76	¾"ϕ CLOSED THREADED ANC. FERRULES			mb1			
76	¾"ϕ ANC. STUDS		8	mc1			
1	PREFORMED FABRIC 1/32 x 26"	40	0	mf1		3 PLY PER SUPERCT. TRI. 29	
2	BUTYL RUBBER TAPE 1/16 x 3"	40	0	mg1		BR SUPR. M 192 - TYPE B	
7	L 4 x 4 x ½	1	0	sa1			
14	¾"ϕ H.S. BOLTS		3	SHOP			
6	PL ½ x 8		9		API	NO GALV.	
24	¾"ϕ ANC. STUDS		10	mh1			
48	1"ϕ THREADED ROD		8		TS1		
96	1"ϕ HEX NUTS			SHOP			
96	BAR 3 x ⅜		3	w1			
1	PL ½ x 20	6	9	sp1		"SLIP NOT" FINISH	
2	PL ½ x 10½	1	8	sp1a			
1	PL ½ x 20	1	10¾	sp1b			
1	PL ⅝ x 2	6	9	sp2		"SLIP NOT" FINISH	
2	PL ⅝ x 2		10⅜	sp2a			
1	DO	1	10⅝	sp2b			
1	PL ½ x 7	6	7¾	sp3			
2	DO		9⅞	sp3a			
1	DO	1	10⅛	sp3b			
1	PL ½ x 13	6	9	sp4			
1	PL ½ x 13	6	7¾	sp5			
2	L 6 x 4 x ½	5	5	a1			
1	L 2½ x 2½ x ⅜	6	7	a2			
1	PL ½ x 20	1	11	cp1			
1	DO	1	9¾	cp1b			
1	PL ⅝ x 2	1	11	cp2			
1	DO	1	9¾	cp2b			
1	PL ½ x 7	1	9¾	cp3			
1	DO	1	9⅛	cp3b			
1	PL ½ x 10½	1	11	cp4			
1	PL ½ x 10½	1	9¾	cp5			
2	L 6 x 4 x ½		9½	a3			
1	L 2½ x 2½ x ⅜	1	9	a4			
16	¾"ϕ H.S. BOLTS		2¼	ma1			
28	¾"ϕ CLOSED THREADED ANC. FERRULES			mb1			
28	¾"ϕ ANC. STUDS		8	mc1			
10	¾"ϕ COUNTERSUNK CAP SCREWS		2	mk1		ASTM A325-93	
12	¾"ϕ H.S. BOLTS		3	mm1			

PAY ITEM: 516.10

REV.	REMARKS	DATE	DWN	CHK	APP	Q.A.	NO.	DIA.	LGT	TYPE	WASHER
	OUT FOR APPROVAL	1-19-05									
	OUT FOR APPROVAL										
	ISSUED TO SHOP										
	FIELD & OFFICE										

PROJECT NO. BRS-0147(5)S STATE PROJECT NO. 21

MATERIAL: AASHTO M270-GR36 ELECTRODES: PER PROC HOLES: AS NOTED SHOP BOLTS: ¾"ϕ

SURFACE PREP. & PAINT: M164-GALV.

GALV. AFTER FAB (ASTM-A123)
HARDWARE (ASTM-A153)

DESCRIPTION: EXP. JOINT - ABUT. NO. 1

JOB: VT. RT. 14 OVER FIRST BRANCH OF WHITE RIVER ROYALTON, VT.

CUSTOMER: BECK & BELLUCCI

	DRAWN BY	DATE
	JPF	1-05
	CHKD BY	
	EJ	
	APPROV BY	
	Q.A.	

CASCO BAY STEEL STRUCTURES, INC.
75 SPRING HILL ROAD SACO, MAINE 04072
PHONE (207) 282-7360 FAX. (207) 282-1179

JOB NO. 250 | DRG. NO. J1 | REV. △

1" = 1'-0