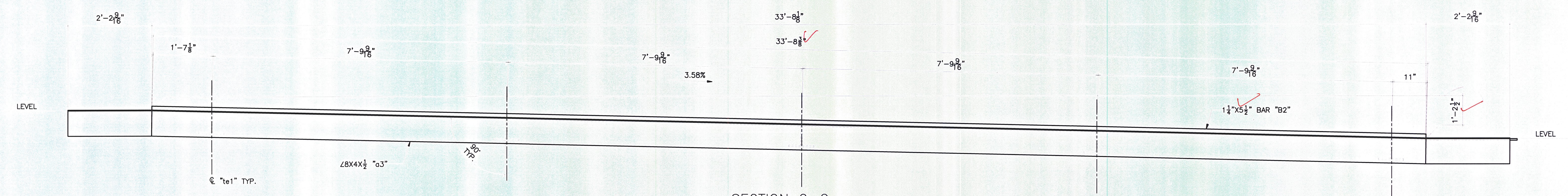
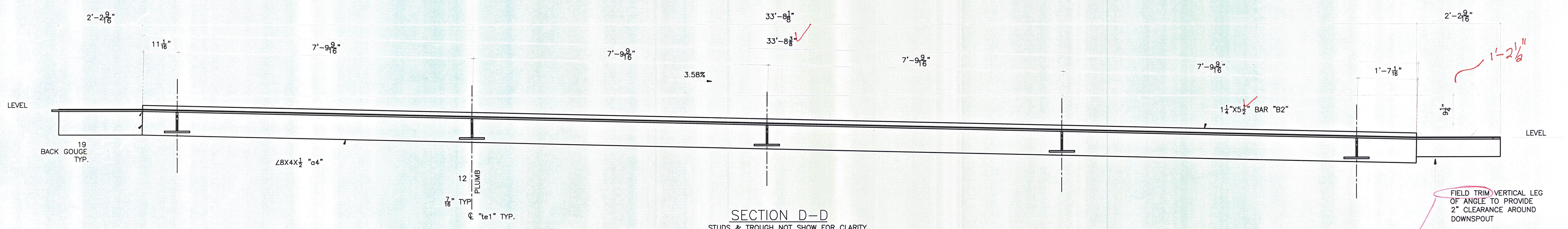


PLAN VIEW

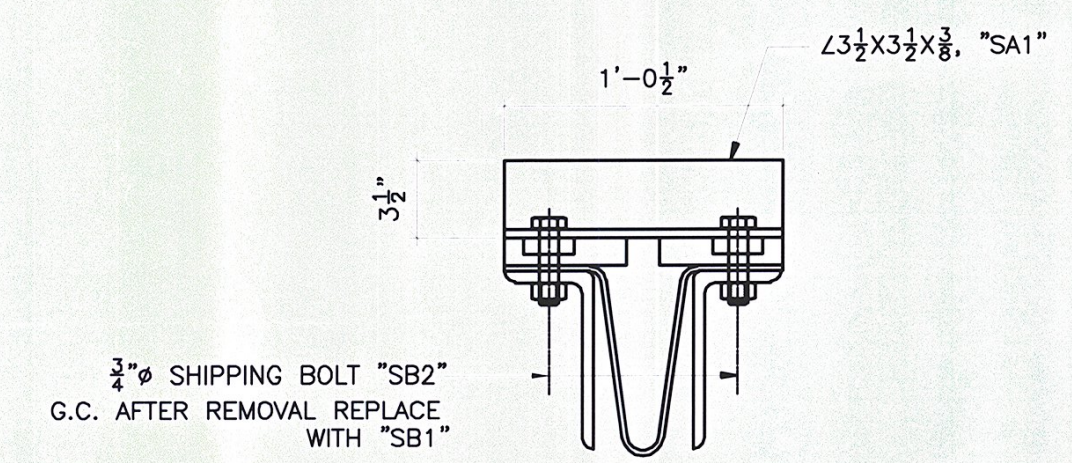


SECTION C-C
STUDS & TROUGH NOT SHOW FOR CLARITY



SECTION D-D
STUDS & TROUGH NOT SHOW FOR CLARITY

ONE REQ'D EXPANSION JOINT @ ABUT. #2, MARK "EJ2"
DIMENSIONS SHOWN ARE ALONG INSIDE FACE OF ANGLE U.O.N.



TYPICAL SHIPPING DEVICE
(SPA. @ 6'-0" C-C MIN. 5 TOTAL REQUIRED)

- NOTES:
1. THE EXPANSION JOINT SHALL BE SHOP ASSEMBLED AND SHIPPED AS ONE UNIT. SHOP TO LOCATE AND ATTACH TEMPORARY SHIPPING DEVICES AS REQ'D.
 2. ALL EXPOSED CUT OR SHEARED EDGES SHALL BE ROUNDED TO A 1/16" RADIUS AND BE FREE OF BURRS PRIOR TO GALVANIZING.

RECEIVED
CK BY SSS OK'D BY MFM
JAN 20 2010
RESUBMIT APPROVED AS NOTED
BY DATE 2/5/2010

FIELD TRIM VERTICAL LEG OF ANGLE TO PROVIDE 2" CLEARANCE AROUND DOWNSPOUT
trim in shop prior to galvanizing

ERECTION BOLTS W/H.H.N.			WASHERS		FINISH	
QUAN.	SIZE	LENGTH	TYPE	FLAT	BEV.	BALV. AASHTO M232
FINISH MATERIAL		HOT DIPPED GALVANIZED				
HOLES		AASHTO M270 GR. 36				
ELECTRODES		AS NOTED				
WELDS		PER W.P.S.				
SURFACE PREP		AS NOTED				
		SSPC-SP8				
			NO		DATE	
			DESCRIPTION		BY	
						REVISIONS

ARC
ADVANCED RESOURCES & CONST. ENTERPRISES, INCORPORATED
P.O. BOX 120 KINGFIELD, ME. 04947
PHONE: (207) 265-2646 - FAX: (207) 265-4054

DRAFTER JAC	EXPANSION JOINT DETAILS	PROJECT NO. BRS 0284(14)
DATE 1/8/10	VERMONT AGENCY OF TRANSPORTATION, TOWNS OF MORETOWN-MIDDLESEX, U.S. RTE. 2 MAJOR COLL.	DWG. NO. 2
CHECKED MTD	G.C.	
JOB #09-200	WINTERSET, INC.	

SEE DWG. 7 FOR SECTIONS NOT SHOWN
SEE DWG. 8 FOR TROUGH