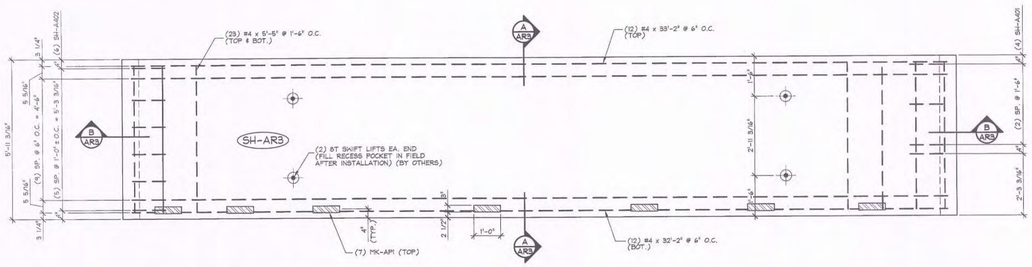

1 AR3 ARCH PANEL PLAN IN FORM W/ REINF.
1/2" = 1'-0"

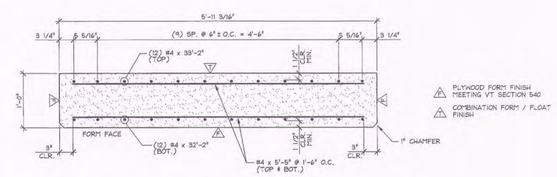

A AR3 ARCH PANEL REINFORCEMENT SECTION
1/2" = 1'-0"

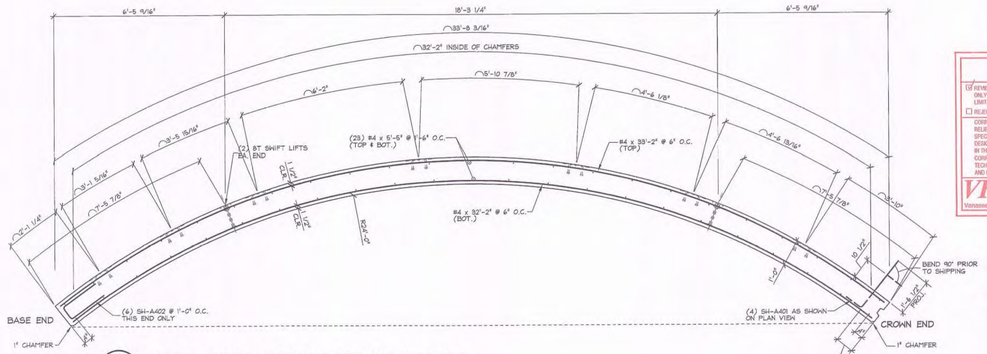

B AR3 ARCH PANEL REINFORCEMENT SECTION
1/2" = 1'-0"

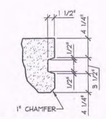

KEYWAY DETAIL
1" = 1'-0"

SHOP DRAWING REVIEW

☒ REVIEWED AS REQUIRED BY THE CONSTRUCTION CONTRACT DOCUMENTS AND APPROVED, BUT ONLY FOR CONFORMANCE TO THE DESIGN CONCEPT OF THE WORK, AND SUBJECT TO FURTHER LIMITATIONS AND REQUIREMENTS CONTAINED IN THE CONSTRUCTION CONTRACT DOCUMENTS.

☐ REJECTED ☐ REVISE AND RESUBMIT ☐ FURNISH AS CORRECTED

CORRECTIONS OR COMMENTS MADE ON THE SHOP DRAWINGS DURING THIS REVIEW DO NOT RELIEVE CONTRACTOR FROM COMPLIANCE WITH REQUIREMENTS OF THE DRAWINGS AND SPECIFICATIONS. THIS CHECK IS ONLY FOR REVIEW OF GENERAL CONFORMANCE WITH THE DESIGN CONCEPT OF THE PROJECT AND GENERAL COMPLIANCE WITH THE INFORMATION GIVEN IN THE CONTRACT DOCUMENTS. THE CONTRACTOR IS RESPONSIBLE FOR: CONFIRMING AND CORRELATING ALL QUANTITIES AND DIMENSIONS; SELECTING FABRICATION PROCESSES AND TECHNIQUES OF CONSTRUCTION; COORDINATING HIS WORK WITH THAT OF ALL OTHER TRADES; AND PERFORMING HIS WORK IN A SAFE AND SATISFACTORY MANNER.

VHB Vanasse Hangen Brustlin, Inc.
Job Number: 57938.00
Reviewed By: G.S. Crawford
Date: 12/17/13

HANDLING NOTES:

1. ARCH PANEL SHALL BE HANDLED USING (4) 8T x 10' SL ANCHORS AT FIFTH POINTS.
2. ARCH PANEL SHALL BE STRIPPED USING (4) 8T x 10' SL ANCHORS.
3. FOR YARD STORAGE, ARCH PANEL SHALL BE LOWERED USING (4) 8T x 10' SL ANCHORS UNTIL PANEL CONTACTS THE STORAGE FRAME, PLACED 10'-3" FROM THE PANEL END AS SHOWN. THE BASE OF THE PANEL SHALL THEN BE LOWERED TO THE HARDWOOD SUPPORT.
4. THE PANEL SHALL BE HOISTED FROM THE STORAGE POSITION IN THE REVERSE SEQUENCE SPECIFIED ABOVE.
5. THE ARCH PANEL SHALL BE SHIPPED WITH A SUPPORT CONFIGURATION MATCHING THE "YARD STORAGE DETAIL" AND SHALL BE INSTALLED FOLLOWING THE ABOVE PROCEDURE, USING (4) 8T x 10' SL ANCHORS.

4000 PSI @ RELEASE
6500 PSI @ 28 DAYS

MIX DESIGN: 445M NO DC
MIX DESIGN: 425M NO DC

SUBMITTED
DEC 16 2013
J.P. CARRARA & SONS, INC.
MIDDLEBURY, VT 05753

NOTE:
EITHER OR BOTH OF THE ABOVE APPROVED MIX DESIGNS SHALL BE USED IN FABRICATION. RECORDS AND TESTING SHALL BE IN ACCORDANCE WITH J.P.C. QSM AND VT AOT SPECIFICATION.

Vermont Agency of Transportation
RECEIVED
ON: December 16, 2013
and Checked for
CONFORMANCE
BY: Jennifer Fitch DATE: 12/18/2013

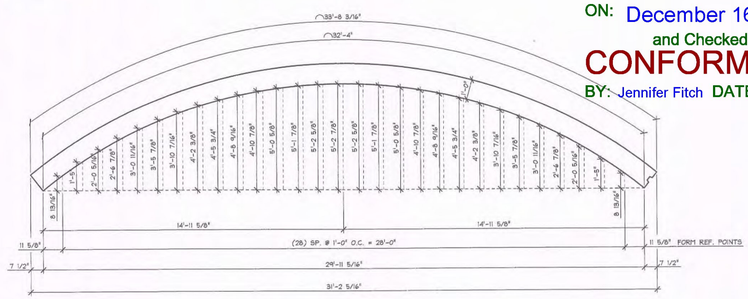

ARCH PANEL ELEV. IN FORM
3/8" = 1'-0"

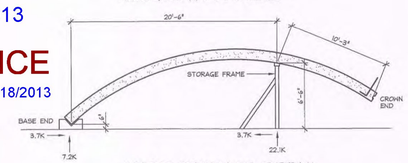

YARD STORAGE DETAIL
3/16" = 1'-0"

MARK: SH-AR3	QTY.: 1	WT.: 14.93 T	VOL.: 7.37 cy

MATERIAL LIST / ARCH PANEL

ITEM	MARK	DESCRIPTION	QTY.
1		#4 x 33'-2" BLACK	12
2		#4 x 32'-2" BLACK	12
3		#4 x 5'-5" BLACK	46
4			
5	SH-A401	#4 BENT BAR BLACK	4
6	SH-A402	#4 BENT BAR BLACK	6
7			
8	MK-AP1	⅜" x 3" x 1'-0" W/ (2) 5/8"ø x 3" HS (GALV.)	7
9			
10		DAYTON 8Tx10' SHIFT LIFT ANCH. (BLACK) (WITH RECESS PLUG)	4
11			
12			
13			
14			
15			

STATE OF VERMONT SCOTT L. ERIKSSON No. 75908 Structural LICENSED PROFESSIONAL ENGINEER

12-16-13

△1 12-16-13 GENERAL REVISION T.D.

APPROVAL STAMP:

J.P. CARRARA & SONS INC.
Precast & Prestress Manufacturer
2464 CASE STR., MIDDLEBURY, VERMONT 05753 Phone:(802)388-6361 Fax:(802)388-9010

T. BUCK CONSTRUCTION
CONTRACTOR
AUBURN, MAINE

STATE OF VERMONT AGENCY OF TRANSPORTATION
COUNTY OF ADDISON

DATE: OCT. 9, 2013
SCALE: NOTED

TOWN OF MIDDLEBURY
ROUTE NO. VT 125, EAST MIDDLEBURY GORGE
BRIDGE NO.: PROJECT NO.: RS 0174(8)

CHKD: DFTM: T.D.
JOB NO:

PRECAST ARCH PANEL DETAILS

DWG. NO: AR3