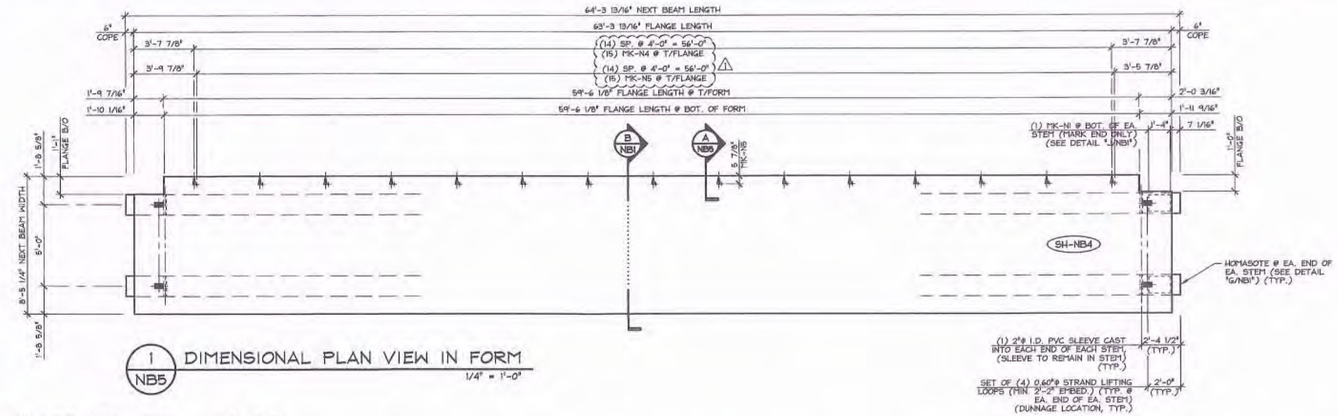


1 NB5 DIMENSIONAL PLAN VIEW IN FORM
1/4" = 1'-0"

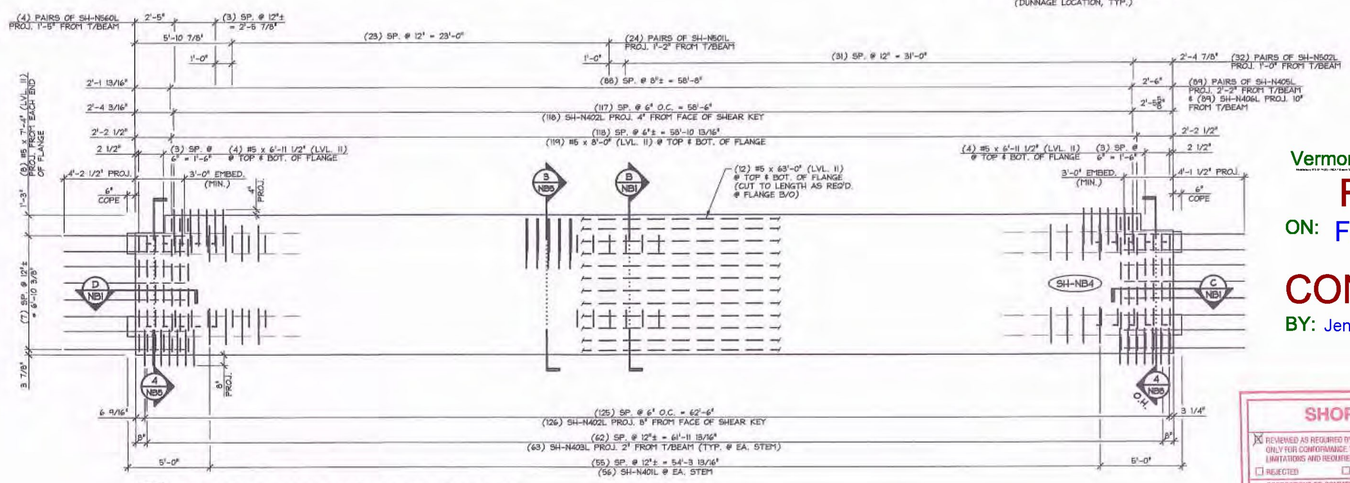


2 NB5 REINFORCING PLAN VIEW IN FORM
SEE CURTAIN WALL DETAILS FOR PROJECTING BAR BENDING & PROJECTING STRAND BENDING
1/4" = 1'-0"

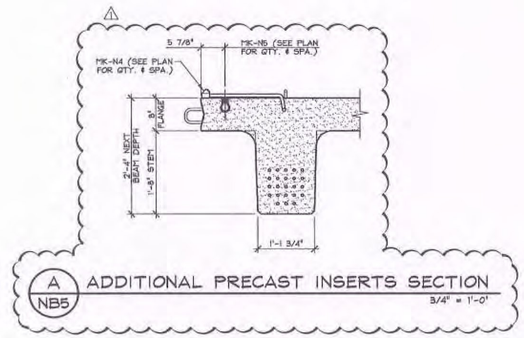


A NB5 ADDITIONAL PRECAST INSERTS SECTION
3/4" = 1'-0"

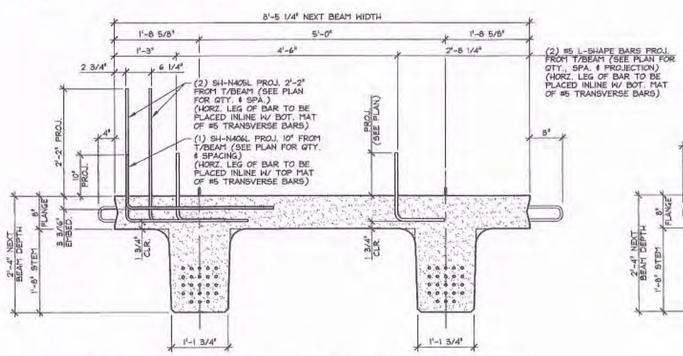


3 NB5 ADDITIONAL COMPOSITE REINFORCING SECTION
3/4" = 1'-0"

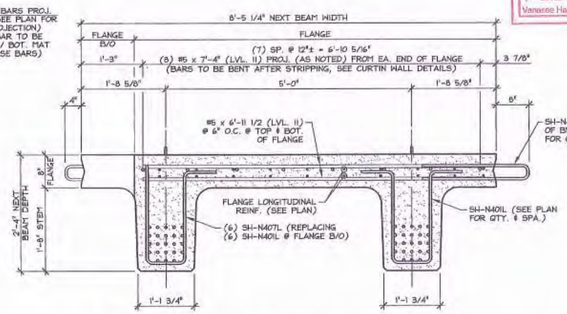


4 NB5 BEAM END REINFORCING SECTION
SEE SECTION "B/NB1" & REINFORCING PLAN FOR ADDITIONAL INFORMATION
3/4" = 1'-0"

Vermont Agency of Transportation
RECEIVED
ON: February 12, 2014
and Checked for
CONFORMANCE
BY: Jennifer Fitch DATE: 02/27/14

SUBMITTED
FEB 12 2014
J. P. CARRARA & SONS, INC.
MIDDLEBURY, VT 05753

**SHOP DRAWING REVIEW**

☒ REVIEWED AS REQUIRED BY THE CONSTRUCTION CONTRACT DOCUMENTS AND APPROVED, BUT ONLY FOR CONFORMANCE TO THE DESIGN CONCEPT OF THE WORK, AND SUBJECT TO FURTHER LIMITATIONS AND REQUIREMENTS CONTAINED IN THE CONSTRUCTION CONTRACT DOCUMENTS.
☐ REJECTED ☐ REVISE AND RESUBMIT ☐ FURNISH AS CORRECTED

CORRECTIONS OR COMMENTS MADE ON THE SHOP DRAWINGS DURING THIS REVIEW DO NOT RELIEVE CONTRACTOR FROM COMPLIANCE WITH REQUIREMENTS OF THE DRAWINGS AND SPECIFICATIONS. THIS CHECK IS ONLY FOR REVIEW OF GENERAL CONFORMANCE WITH THE DESIGN CONCEPT OF THE PROJECT AND GENERAL COMPLIANCE WITH THE INFORMATION GIVEN IN THE CONTRACT DOCUMENTS. THE CONTRACTOR IS RESPONSIBLE FOR: CONFIRMING AND CORRELATING ALL QUANTITIES AND DIMENSIONS; SELECTING FABRICATION PROCESSES AND TECHNIQUES OF CONSTRUCTION; COORDINATING HIS WORK WITH THAT OF ALL OTHER TRADES; AND PERFORMING HIS WORK IN A SAFE AND SATISFACTORY MANNER.

VHB Vanasse Hangen Brustlin, Inc.
Job Number: 57438.00
Reviewed By: B. Morse
Date: 2-14-14

| MARK: SH-NB4 | QTY.: 1 | WT.: 45.87 T | VOL.: 22.65 cy |
|---|---|---|---|

MATERIAL LIST / NEXT BEAM

| ITEM | MARK | DESCRIPTION | QTY. |
|---|---|---|---|
| 1 | SH-N401L | #4 BENT BAR (LEVEL II, DUAL COATED) | 156 |
| 2 | SH-N402L | #4 BENT BAR (LEVEL II, DUAL COATED) | 244 |
| 3 | SH-N403L | #4 HAIRPIN (LEVEL II, DUAL COATED) | 126 |
| 4 | SH-N404L | #4 BENT BAR (LEVEL II, DUAL COATED) | 8 |
| 5 | SH-N405L | #4 BENT BAR (LEVEL II, DUAL COATED) | 178 |
| 6 | SH-N406L | #4 BENT BAR (LEVEL II, DUAL COATED) | 89 |
| 7 | SH-N407L | #4 BENT BAR (LEVEL II, DUAL COATED) | 12 |
| 8 | | #4 x 8'-0" (LVL. II, DUAL COATED) | 16 |
| 9 | SH-N501L | #5 BENT BAR (LEVEL II, DUAL COATED) | 46 |
| 10 | SH-N502L | #5 BENT BAR (LEVEL II, DUAL COATED) | 64 |
| 11 | SH-N560L | #5 BENT BAR (LEVEL II, DUAL COATED) | 8 |
| 12 | | #5 x 6'-11 1/2" (LVL. II, DUAL COATED) | 16 |
| 13 | | #5 x 7'-4" (LVL. II, DUAL COATED) | 16 |
| 14 | | #5 x 8'-0" (LVL. II, DUAL COATED) | 238 |
| 15 | | #5 x 63'-0" (W/ (1) 2'-6" STAGGERED LAP) (LVL. II, DUAL COATED) | 24 |
| 16 | SH-N601L | #6 BENT BAR (LEVEL II, DUAL COATED) | 4 |
| 17 | SH-N602L | #6 BENT BAR (LEVEL II, DUAL COATED) | 12 |
| 18 | | | |
| 19 | | | |
| 20 | MK-N1 | BRG. ℄ 3/4" x 1'-0 1/4" x 1'-4" W/ ANCHORS (GALV.) | 2 |
| 21 | MK-N4 | MODIFIED UNIVERSAL 4APR DECK FORM HANGER 45° (GALV.) | 15 |
| 22 | MK-N5 | DAYTON 1/2"ø F-42 LOOP FERRULE INSERT (GALV.) | 15 |
| 23 | | SET OF (4) 0.60"ø x 270 KSI STRAND LIFTING LOOPS | 4 |
| 24 | | | |
| 25 | | | |

△ 2-11-14 ADD C.I.P. FORMING INSERTS

APPROVAL STAMP:

J.P. CARRARA & SONS INC.
Precast & Prestress Manufacturer
1164 CASE STR., MIDDLEBURY, VERMONT 05753 Phone:(802)388-6361 Fax:(802)388-9010

T. BUCK CONSTRUCTION
CONTRACTOR
AUBURN, MAINE

STATE OF VERMONT AGENCY OF TRANSPORTATION
COUNTY OF ADDISON

TOWN OF MIDDLEBURY
ROUTE NO. VT 125, EAST MIDDLEBURY GORGE
BRIDGE NO.: 13 PROJECT NO.: RS 0174(8)

PRESTRESSED NEXT BEAM PLANS & SECTION

DATE: OCT. 9, 2013
SCALE: NOTED
CHKD: DFTM: B.L.
JOB NO: 2341-013
DWG. NO: NB5