

Vermont Agency of Transportation

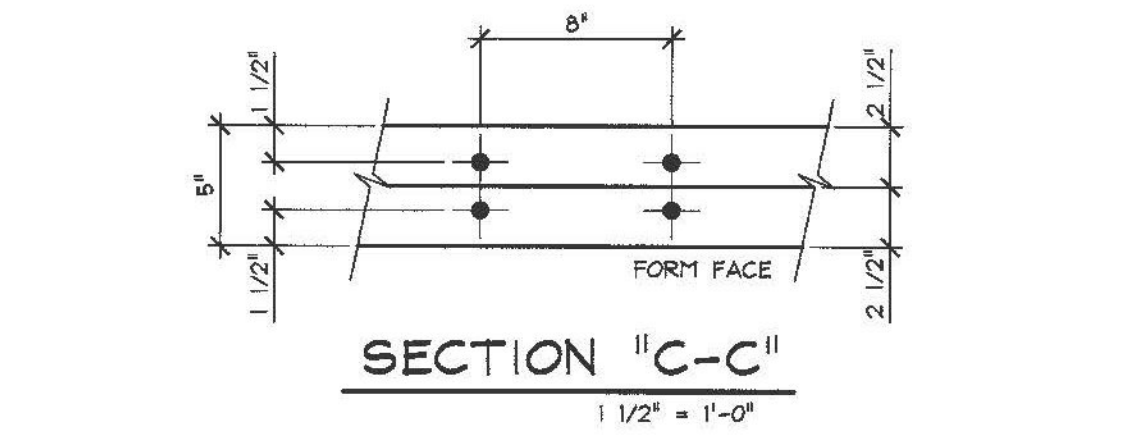
**RECEIVED**

ON: April 2, 2014

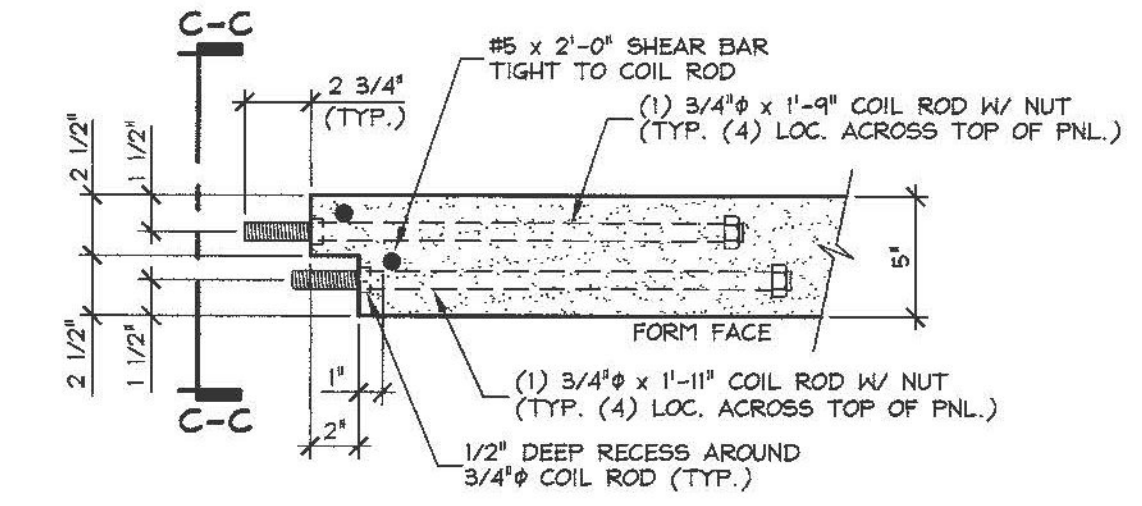
and Checked for

**CONFORMANCE**

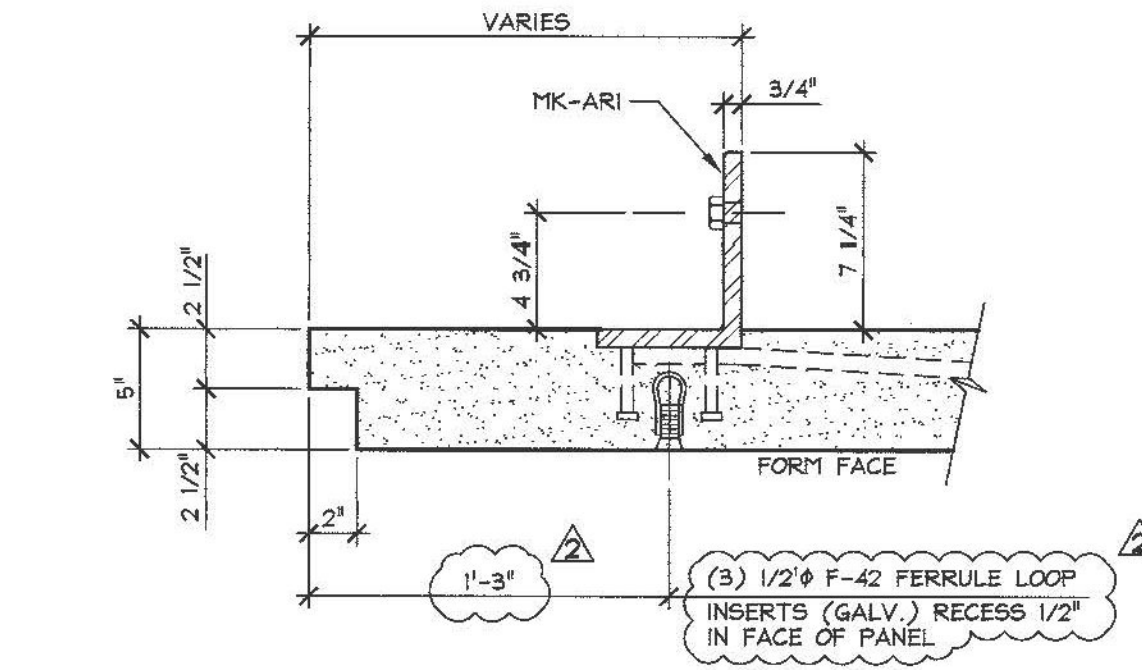
BY: Jennifer Fitch DATE: 04/04/2014



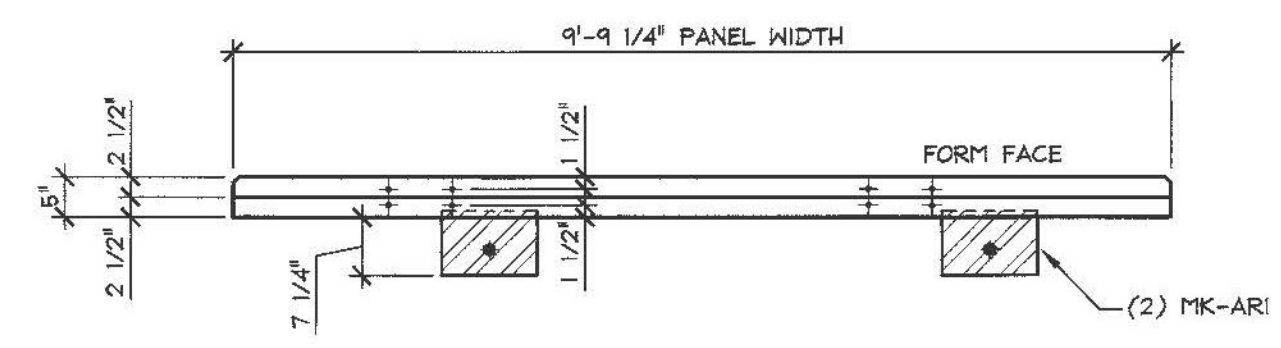
SECTION "C-C"  
1/2" = 1'-0"



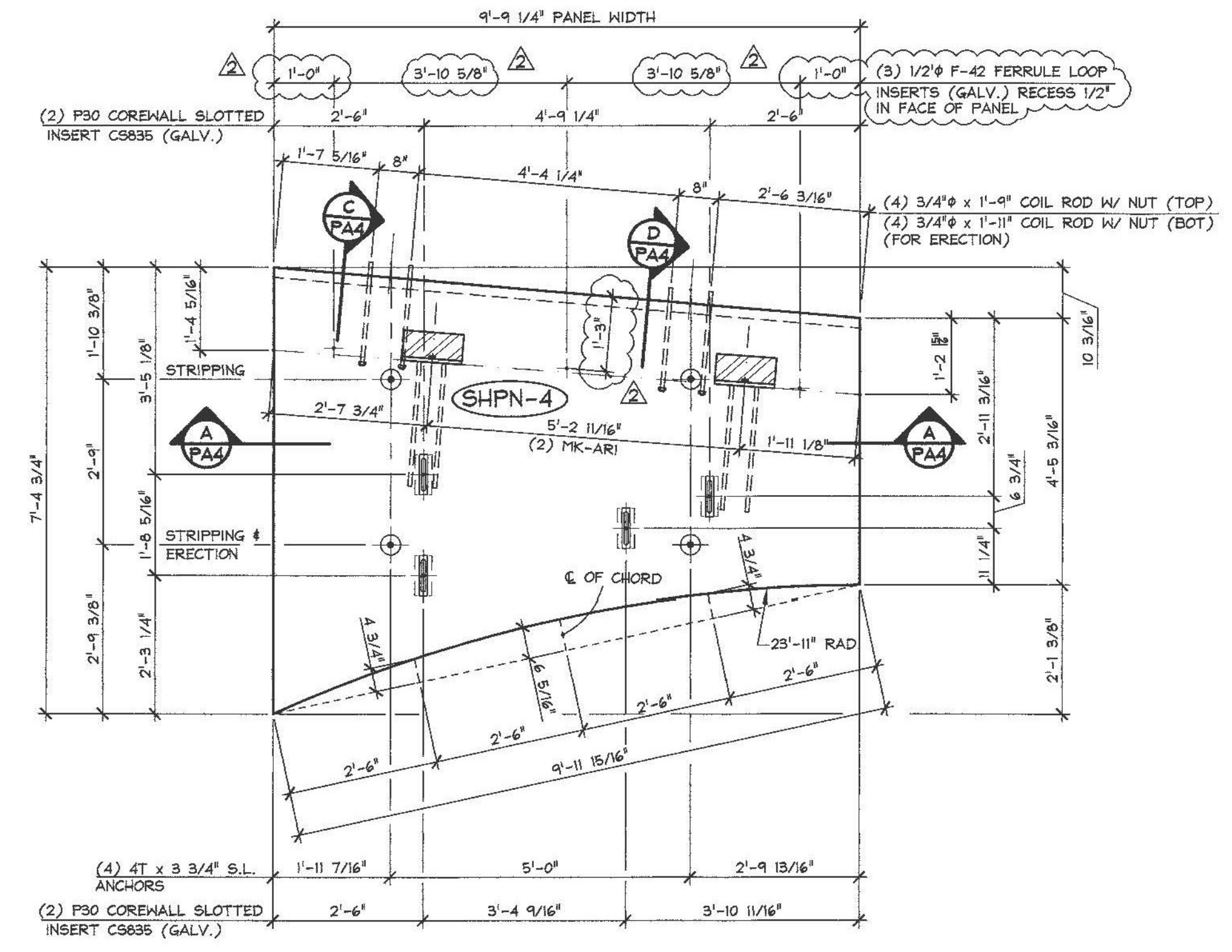
C TOP EDGE SECTION  
1/2" = 1'-0"



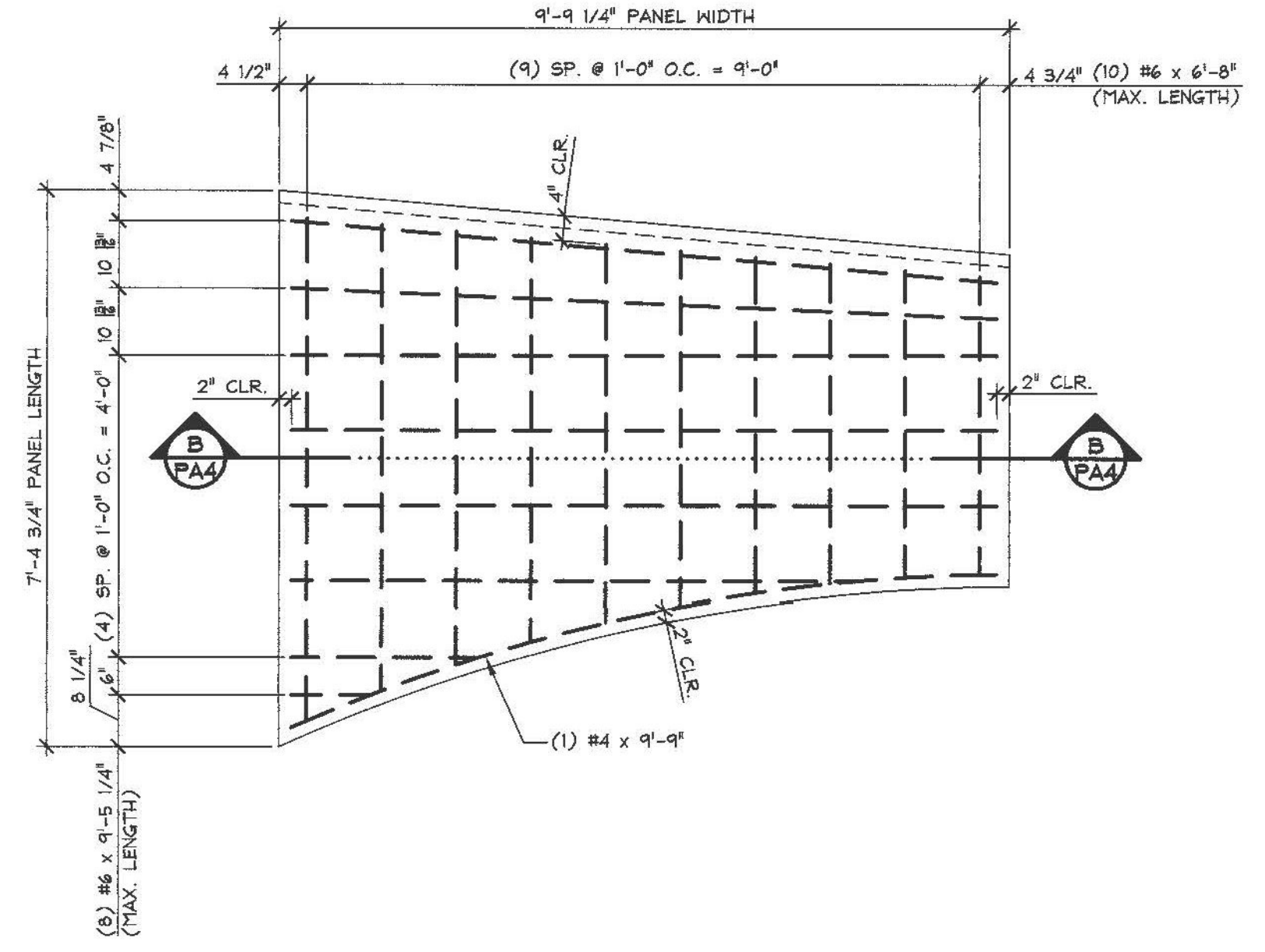
D TOP EDGE SECTION  
1/2" = 1'-0"



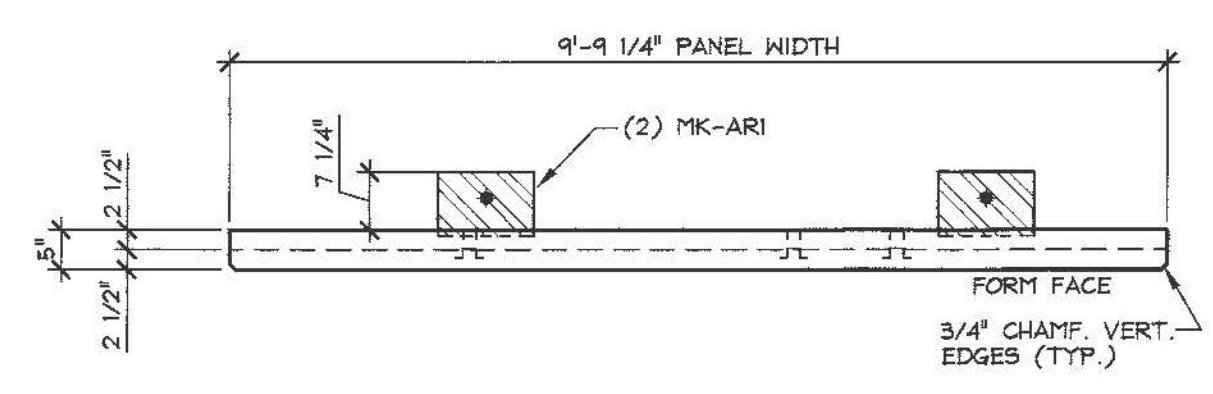
1 TOP ELEVATION VIEW IN FORM  
PA4  
1/2" = 1'-0"



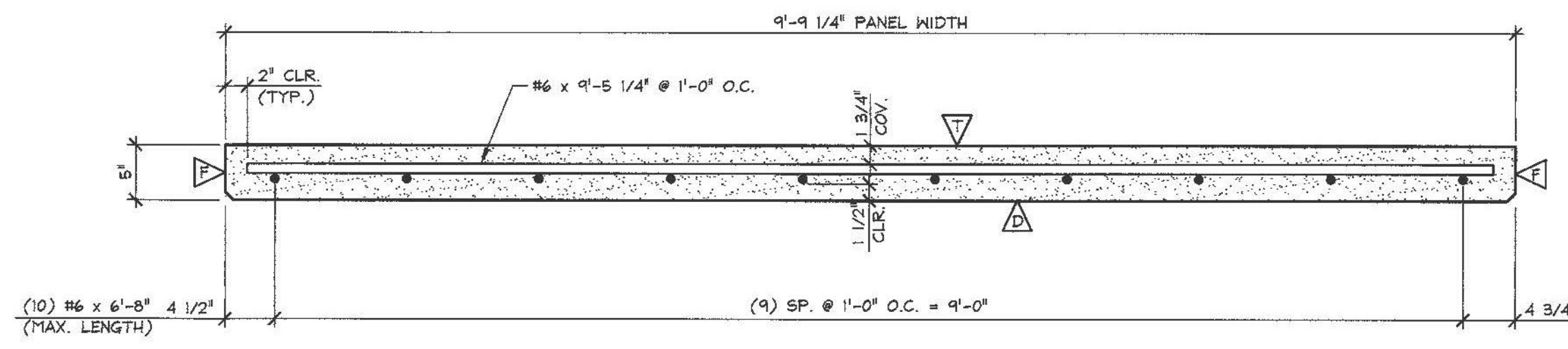
2 PLAN VIEW IN FORM  
PA4  
1/2" = 1'-0"



3 REINFORCING PLAN VIEW IN FORM  
PA4  
1/2" = 1'-0"



A DIMENSIONAL SECTION  
1/2" = 1'-0"



B REINFORCING SECTION  
1/2" = 1'-0"

**SHOP DRAWING REVIEW**

REVIEWED AS REQUIRED BY THE CONSTRUCTION CONTRACT DOCUMENTS AND APPROVED, BUT ONLY FOR CONFORMANCE TO THE DESIGN CONCEPT OF THE WORK, AND SUBJECT TO FURTHER LIMITATIONS AND REQUIREMENTS CONTAINED IN THE CONSTRUCTION CONTRACT DOCUMENTS.

REJECTED  REVISE AND RESUBMIT  FURNISH AS CORRECTED

CORRECTIONS OR COMMENTS MADE ON THE SHOP DRAWINGS DURING THIS REVIEW DO NOT RELIEVE CONTRACTOR FROM COMPLIANCE WITH REQUIREMENTS OF THE DRAWINGS AND SPECIFICATIONS. THIS CHECK IS ONLY FOR REVIEW OF GENERAL CONFORMANCE WITH THE DESIGN CONCEPT OF THE PROJECT AND GENERAL COMPLIANCE WITH THE INFORMATION GIVEN IN THE CONTRACT DOCUMENTS. THE CONTRACTOR IS RESPONSIBLE FOR CONFIRMING AND CORRELATING ALL QUANTITIES AND DIMENSIONS, SELECTING FABRICATION PROCESSES AND TECHNIQUES OF CONSTRUCTION, COORDINATING HIS WORK WITH THAT OF ALL OTHER TRADES, AND PERFORMING HIS WORK IN A SAFE AND SATISFACTORY MANNER.

**VHB** Job Number: 57438  
Reviewed By: G.S. Goodrich  
Date: 4/4/2014

3500 PSI @ RELEASE  
5000 PSI @ 28 DAYS  
MIX DESIGN: 445M5CC

MATERIAL LIST / ARCHITECTURAL PANEL			
ITEM	MARK	DESCRIPTION	QTY.
1	MK-ARI	4 8 x 6 x 3/4 x 1'-0" LLL W/ ANCHORS (GALV.)	2
2		3/4" x 1'-9" COIL ROD W/ NUT (GALV.)	4
3		3/4" x 1'-11" COIL ROD W/ NUT (GALV.)	4
4		DAYTON P30 COREWALL CS685 SLOTTED INSERT (GALV.)	4
5		DAYTON 4T x 3 3/4" SKIFF LIFT (BLACK) (WITH RECESS PLUG)	4
6		1/2" F-42 FERRULE LOOP INSERT (GALV.)	3
7			
8			
9		#5 x 2'-0" (LEVEL II, DUAL COATED)	4
10		#4 x 9'-9" (LEVEL II, DUAL COATED)	1
11		#6 x 9'-5 1/4" (LEVEL II, DUAL COATED)	8
12		#6 x 6'-8" (LEVEL II, DUAL COATED)	10
13			
14			
15			

ISSUED FOR PRODUCTION  
APR 01 2014  
J.P. CARRARA & SONS, INC.  
MIDDLEBURY, VT 05753

APPROVAL STAMP:

**J.P. CARRARA & SONS INC.**  
Precast & Prestress Manufacturer  
2444 CASE ST., MIDDLEBURY, VERMONT 05753 Phone: (802)388-6381 Fax: (802)388-9010

**T. BUCK CONSTRUCTION**  
CONTRACTOR  
AUBURN, MAINE

STATE OF VERMONT AGENCY OF TRANSPORTATION  
COUNTY OF ADDISON

TOWN OF MIDDLEBURY  
ROUTE NO. VT 125, EAST MIDDLEBURY GORGE  
BRIDGE NO.: 13 PROJECT NO.: RS 0174(B)

DATE: OCT. 9, 2013  
SCALE: NOTED  
CHKD: DFTM: T.D.  
JOB NO: 23411-013  
DWG. NO: PA4

3-26-14 GENERAL REVISION T.D.  
2-11-14 GENERAL REVISION T.D.