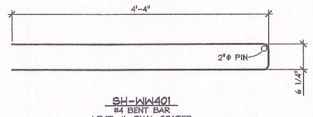

SH-WW401
#4 BENT BAR
LEVEL II, DUAL COATED
(16) REQ'D.

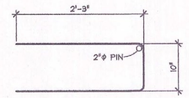

SH-WW402
#4 BENT BAR
LEVEL II, DUAL COATED
(16) REQ'D.

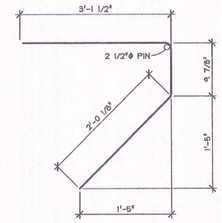

SH-WW501
#5 BENT BAR
LEVEL II, DUAL COATED
(12) REQ'D.

MISCELLANEOUS MATERIALS

ITEM	MARK	QTY.	DESCRIPTION	REMARKS
1		△ 218	#4 x 4'-4" (LEVEL II, DUAL COATED)	
2				
3		102	#5 x 12'-6" (LEVEL II, DUAL COATED)	
4		13	#5 x 25'-0" (LEVEL II, DUAL COATED)	
5		13	#5 x 23'-8" (LEVEL II, DUAL COATED)	
6		11	#5 x 12'-5" (LEVEL II, DUAL COATED)	
7		16	#5 x 15'-11" (LEVEL II, DUAL COATED)	
8		68	#5 x 15'-6" (LEVEL II, DUAL COATED)	
9		20	#5 x 9'-8" (LEVEL II, DUAL COATED)	
10		11	#5 x 12'-2" (LEVEL II, DUAL COATED)	
11		16	#5 x 15'-10" (LEVEL II, DUAL COATED)	
12		20	#5 x 10'-0" (LEVEL II, DUAL COATED)	
13		4	#5 x 13'-8" (LEVEL II, DUAL COATED)	
14				
15		11	#7 x 12'-5" (LEVEL II, DUAL COATED)	
16		11	#7 x 12'-2" (LEVEL II, DUAL COATED)	
17				
18		△ 25	#8 x 9'-9" (LEVEL II, DUAL COATED)	
19		21	#8 x 15'-8" (LEVEL II, DUAL COATED)	
20		21	#8 x 15'-7" (LEVEL II, DUAL COATED)	
21				
22		26	#10 x 23'-4" (LEVEL II, DUAL COATED)	
23		26	#10 x 24'-8" (LEVEL II, DUAL COATED)	
24				
25				
26	SH-WW401	16	#4 BENT BAR (LEVEL II, DUAL COATED)	SEE DETAIL THIS SHEET
27	SH-WW402	16	#4 BENT BAR (LEVEL II, DUAL COATED)	SEE DETAIL THIS SHEET
28	SH-WW501	12	#5 BENT BAR (LEVEL II, DUAL COATED)	SEE DETAIL THIS SHEET
29				
30		16	20T x 10" SWIFT LIFT ANCHOR W/ RECESS PLUG (BLACK)	
31		12	20T x 19 3/4" SWIFT LIFT ANCHOR W/ RECESS PLUG (BLACK)	
32				
33		118	DAYTON 3/4"ϕ F-42 INSERT (GALV.)	
34		58	#5U-X NMB SPLICE SLEEVE (EPOXY COATED)	
35		42	#8U-X NMB SPLICE SLEEVE (EPOXY COATED)	
36		50	#10U-X NMB SPLICE SLEEVE (EPOXY COATED)	
37		4	1"ϕ x 18" LG. GALV HEADED ANCHOR BOLT	

Vermont Agency of Transportation
RECEIVED
ON: February 3, 2014
and Checked for
CONFORMANCE
BY: Jennifer Fitch DATE: 02/04/2014

SHOP DRAWING REVIEW

☒ REVIEWED AS REQUIRED BY THE CONSTRUCTION CONTRACT DOCUMENTS AND APPROVED, BUT ONLY FOR CONFORMANCE TO THE DESIGN CONCEPT OF THE WORK, AND SUBJECT TO FURTHER LIMITATIONS AND REQUIREMENTS CONTAINED IN THE CONSTRUCTION CONTRACT DOCUMENTS.
☐ REJECTED ☐ REVISE AND RESUBMIT ☐ FURNISH AS CORRECTED

CORRECTIONS OR COMMENTS MADE ON THE SHOP DRAWINGS DURING THIS REVIEW DO NOT RELIEVE CONTRACTOR FROM COMPLIANCE WITH REQUIREMENTS OF THE DRAWINGS AND SPECIFICATIONS. THIS CHECK IS ONLY FOR REVIEW OF GENERAL CONFORMANCE WITH THE DESIGN CONCEPT OF THE PROJECT AND GENERAL COMPLIANCE WITH THE INFORMATION GIVEN IN THE CONTRACT DOCUMENTS. THE CONTRACTOR IS RESPONSIBLE FOR: CONFIRMING AND CORRELATING ALL QUANTITIES AND DIMENSIONS; SELECTING FABRICATION PROCESSES AND TECHNIQUES OF CONSTRUCTION; COORDINATING HIS WORK WITH THAT OF ALL OTHER TRADES; AND PERFORMING HIS WORK IN A SAFE AND SATISFACTORY MANNER.

VHB Vanasse Hangen Brustlin, Inc.
Job Number: 57438
Reviewed By: MJ. Mazer
Date: 2-3-2014

△2	1-31-14	REVISED AS NOTED B.L.
△1	1-27-14	GENERAL REVISION T.D.

SUBMITTED
JAN 31 2014
J. P. CARRARA & SONS, INC.
MIDDLEBURY, VT 05753

APPROVAL STAMP:

J.P. CARRARA & SONS INC.
Precast & Prestress Manufacturer
2464 OXCE STR., MIDDLEBURY, VERMONT 05753 Phone:(802)388-6351 Fax:(802)388-9010

T. BUCK CONSTRUCTION
CONTRACTOR
AUBURN, MAINE

STATE OF VERMONT AGENCY OF TRANSPORTATION
COUNTY OF ADDISON

TOWN OF MIDDLEBURY
ROUTE NO. VT 125, EAST MIDDLEBURY GORGE
BRIDGE NO.: 13 PROJECT NO.: RS 0174(8)

P/C WINGWALL MATERIAL LIST

DATE: OCT. 9, 2013
SCALE: NOTED
CHKD: DFTM: T.D.
JOB NO: 23411-013
DWG. NO: WWM1