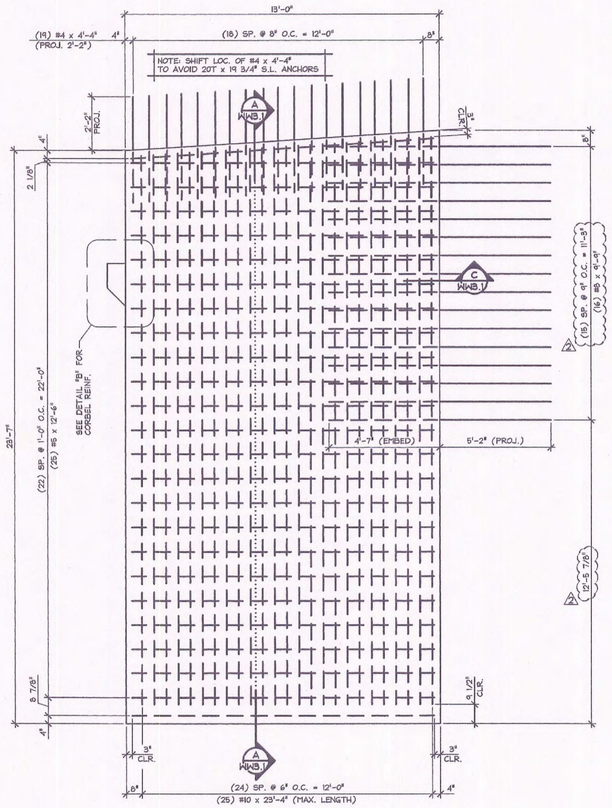

1 REINFORCING PLAN VIEW IN FORM (TOP MAT)

3/8" = 1'-0"

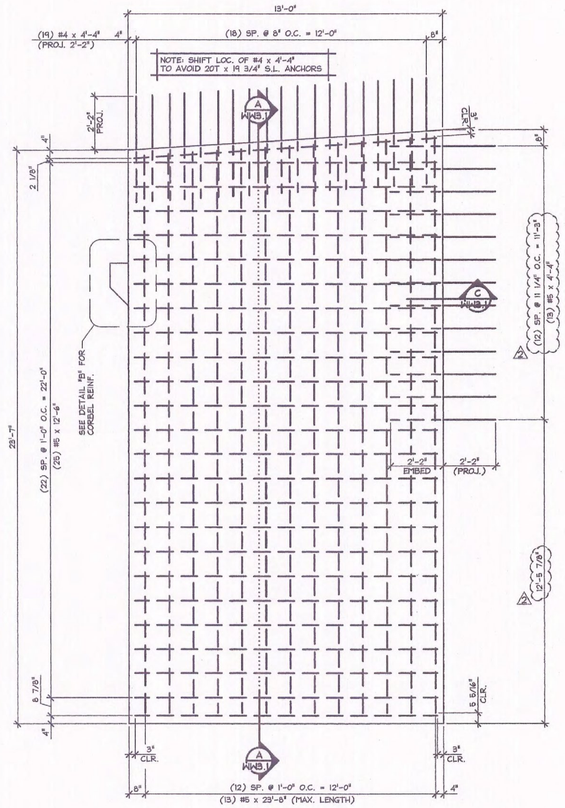

2 REINFORCING PLAN VIEW IN FORM (BOT. MAT)

3/8" = 1'-0"

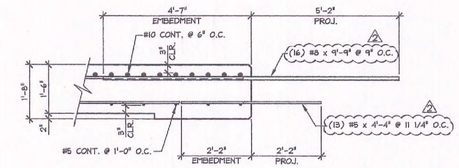

C EDGE REINFORCING SECTION C-C

1/2" = 1'-0"

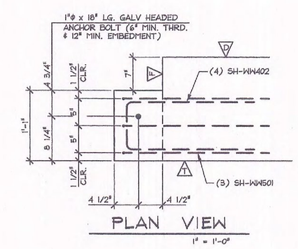

PLAN VIEW

1" = 1'-0"

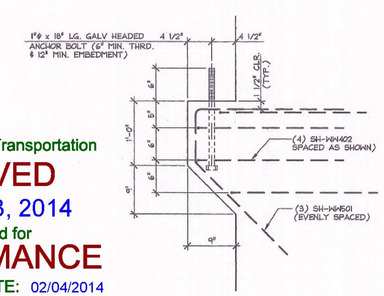

B CORBEL REINF. DETAIL

1" = 1'-0"

SHOP DRAWING REVIEW

X RECEIVED AS REQUIRED BY THE CONSTRUCTION CONTRACT DOCUMENTS AND APPROVED, BUT ONLY FOR CONFORMANCE TO THE DESIGN CONCEPT OF THE WORK, AND SUBJECT TO FURTHER LIMITATIONS AND REQUIREMENTS CONTAINED IN THE CONSTRUCTION CONTRACT DOCUMENTS.

☐ REJECTED ☐ REVISE AND RESUBMIT ☐ FURNISH AS CORRECTED

CORRECTIONS OR COMMENTS MADE ON THE SHOP DRAWINGS DURING THIS REVIEW DO NOT RELIEVE CONTRACTOR FROM COMPLIANCE WITH REQUIREMENTS OF THE DRAWINGS AND SPECIFICATIONS. THIS CHECK IS ONLY FOR REVIEW OF GENERAL CONFORMANCE WITH THE DESIGN CONCEPT OF THE PROJECT AND GENERAL COMPLIANCE WITH THE INFORMATION GIVEN IN THE CONTRACT DOCUMENTS. THE CONTRACTOR IS RESPONSIBLE FOR: CONFIRMING AND CORRELATING ALL QUANTITIES AND DIMENSIONS; SELECTING FABRICATION PROCESSES AND TECHNIQUES OF CONSTRUCTION; COORDINATING HIS WORK WITH THAT OF ALL OTHER TRADES; AND PERFORMING HIS WORK IN A SAFE AND SATISFACTORY MANNER.

VHB Vanasse Hangen Brustlin, Inc. Job Number: 57438 Reviewed By: M.S. Moran Date: 2-3-2014

SUBMITTED
JAN 31 2014
J.P. CARRARA & SONS, INC.
MIDDLEBURY, VT 05753

Vermont Agency of Transportation
RECEIVED
ON: February 3, 2014
and Checked for
CONFORMANCE
BY: Jennifer Fitch DATE: 02/04/2014

MARK: SH-WW3	QTY.: 1	WT.: 37.07 T	VOL.: 18.31 cy

MATERIAL LIST / WINGWALL

ITEM	MARK	DESCRIPTION	QTY.
1		#4 x 4'-4" (LEVEL II, DUAL-COATED)	51
2		#5 x 12'-6" (LEVEL II, DUAL-COATED)	50
3		#5 x 23'-8" (LEVEL II, DUAL-COATED)	13
4			
5			
6		#8 x 9'-9" (LEVEL II, DUAL-COATED)	16
7		#10 x 23'-4" (LEVEL II, DUAL-COATED)	25
8			
9			
10			
11			
12	WW402	#4 BENT BAR (LEVEL II, DUAL-COATED)	4
13	WW501	#5 BENT BAR (LEVEL II, DUAL-COATED)	3
14			
15		1"ø x 18" LG. GALV HEADED ANCHOR BOLT	1

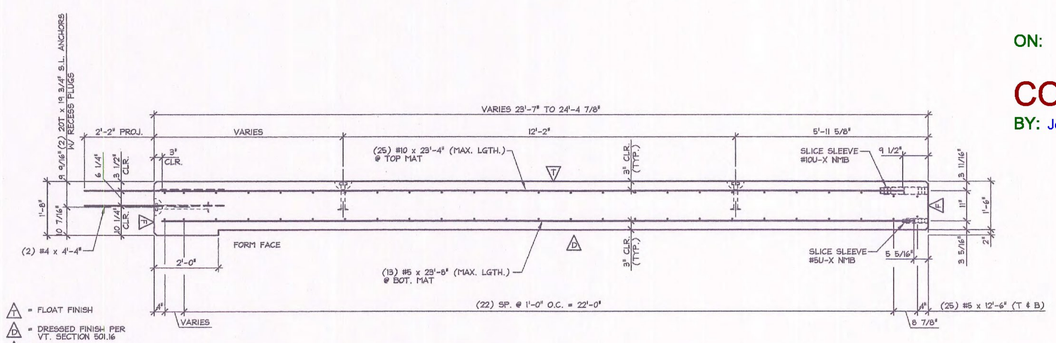

△1 = FLOAT FINISH
△2 = DRESSED FINISH PER VT. SECTION 501.16
△3 = FORM FINISH

A DIMENSIONAL REINFORCING SECTION A-A

1/2" = 1'-0"

△2 1-31-14 REVISED AS NOTED B.L.
△1 1-27-14 GENERAL REVISION T.D.

APPROVAL STAMP:

J.P. CARRARA & SONS INC.
Precast & Prestress Manufacturer
2414 CASE STR., MIDDLEBURY, VERMONT 05753 Phone:(802)388-6361 Fax:(802)388-9010

T. BUCK CONSTRUCTION
CONTRACTOR
AUBURN, MAINE

STATE OF VERMONT AGENCY OF TRANSPORTATION
COUNTY OF ADDISON

TOWN OF MIDDLEBURY
ROUTE NO. VT 125, EAST MIDDLEBURY GORGE
BRIDGE NO.: 18 PROJECT NO.: RS 0174(8)

P/C WINGWALL REINF. DETAILS

DATE: OCT. 9, 2013
SCALE: NOTED
CHKD: DFTM: T.D.
JOB NO: 23411-013
DWG. NO: WW3.1

F:\VT-Bridges\East Middlebury Gorge\23411-013 WW3.1.dwg, 1/31/2014 2:34:09 PM