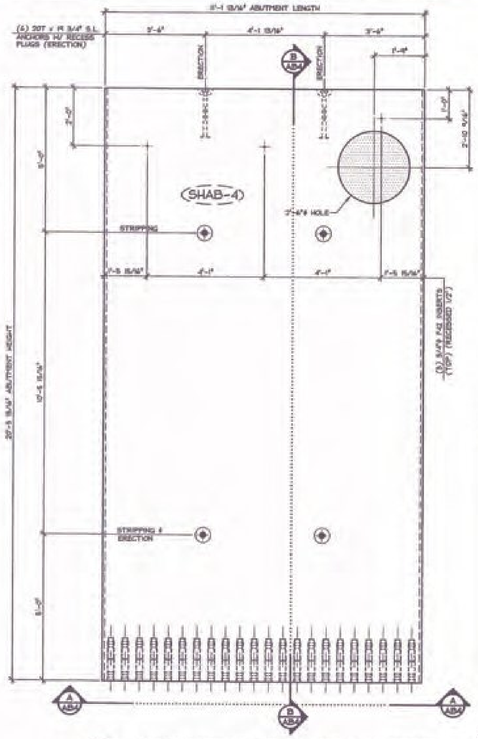

1 DIMENSIONAL PLAN VIEW IN FORM
1/2" = 1'-0"



2 REINFORCING PLAN VIEW IN FORM (TOP MAT)
1/2" = 1'-0"

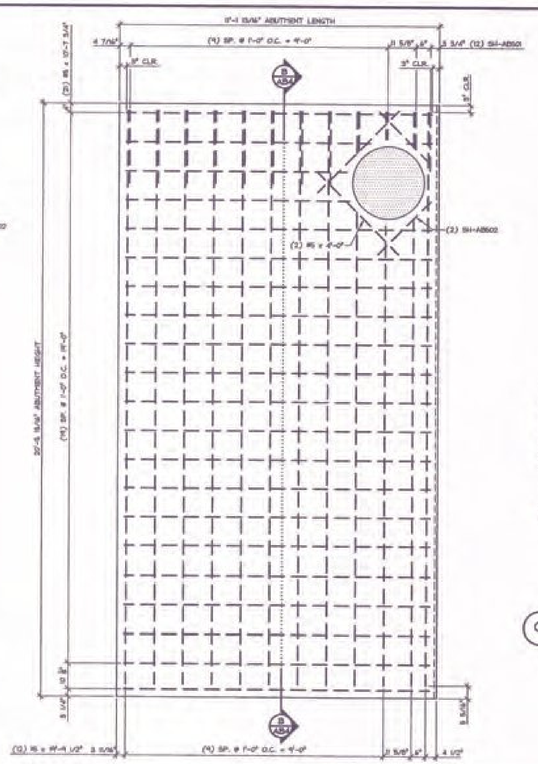

3 REINFORCING PLAN VIEW IN FORM (BOT. MAT)
1/2" = 1'-0"

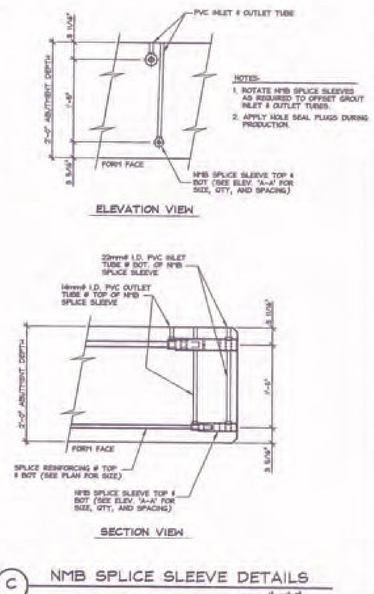

C NMB SPLICE SLEEVE DETAILS
1" = 1'-0"

Vermont Agency of Transportation
RECEIVED
ON: January 28, 2014
and Checked for
CONFORMANCE
BY: Jennifer Fitch DATE: 02/04/2014

SUBMITTED
JAN 27 2014
J.P. CARRARA & SONS, INC.
MIDDLEBURY, VT 05753

3500 PSI @ RELEASE
5000 PSI @ 28 DAYS

MIX DESIGN: 44SP50CC

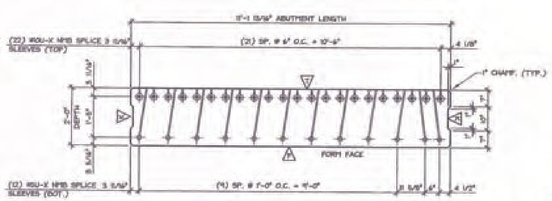

A DIMENSIONAL ELEVATION A-A
1/2" = 1'-0"

△ = FLOAT FINISH
△ = BLAST FINISH
△ = FORM FINISH

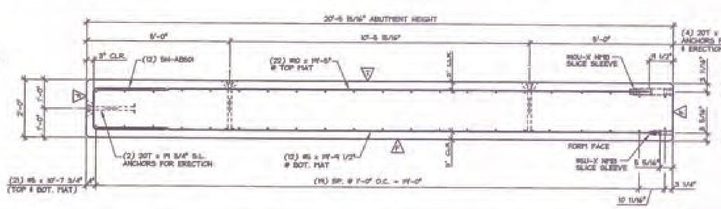

B DIMENSIONAL REINFORCING SECTION B-B
1/2" = 1'-0"

SHOP DRAWING REVIEW
Contractor to review, stamp, date and submit to Engineer for review and approval. Review of shop drawings is for general conformance with the design concept of the project and general compliance with the information given in the contract documents. Contractor is responsible for dimensions, quantities, fabrication processes and techniques of construction, coordination of his work with that of all other trades, and the satisfactory performance of the work. Review of a separate item does not indicate review of the assembly in which the item functions. Review of shop drawings does not relieve the Contractor of responsibility for any deviation from the requirements of the contract documents unless he has informed the Engineer in writing of such deviation at the time of submission and the Engineer has given written approval to the specific deviation. Review does not relieve the Contractor of responsibility for errors or omissions in the shop drawings.
Check as noted
Check as noted - Resubmit
Rejected
VHB
Vanasse Hangen Brustlin, Inc.
STAMP: MSC Mass
Date: 1-31-2014

MARK: SHAB-4	QTY.: 1	WT.: 33.45 T	VOL.: 16.52 cy

MATERIAL LIST / ABUTMENT

ITEM	MARK	DESCRIPTION	QTY.
1		#10 x 19'-5" (BLACK)	22
2		#5 x 19'-9 1/2" (BLACK)	12
3		#5 x 10'-7 3/4" (BLACK)	42
4		#5 x 4'-0" (BLACK)	4
5			
6		3/4"ø F-62 INSERT (GALV.)	3
7		#10U-X NMB SPLICE SLEEVE (BLACK)	12
8		#10U-X NMB SPLICE SLEEVE (BLACK)	22
9			
10			
11		DAYTON 20TVR 3/4" SHIFT LIFT (BLACK) (WITH RECESS PLUG)	6
12	SH-AB501	#5 BENT BAR (BLACK)	12
13	SH-AB502	#5 BENT BAR (BLACK)	4
14			
15			

△ 1/27/14 GENERAL REVISION T.D.
△ 1/9/14 GENERAL REVISION T.D.

APPROVAL STAMP:

J.P. CARRARA & SONS INC.
Precast & Prestress Manufacturer
1994 ONE MILE, MIDDLEBURY, VERMONT 05753 Phone:(802)388-4961 Fax:(802)388-4010

T. BUCK CONSTRUCTION
CONTRACTOR
AUBURN, MAINE

STATE OF VERMONT AGENCY OF TRANSPORTATION
COUNTY OF ADDISON

TOWN OF MIDDLEBURY
ROUTE NO. VT 125, EAST MIDDLEBURY GORGE
BRIDGE NO.: 13 PROJECT NO.: RS 0174(8)

P/C ABUTMENT DETAILS

DATE: OCT. 9, 2013
SCALE: NOTED
CHKD: DFTM: T.D.
JOB NO: 23411-013
DWG. NO: AB4