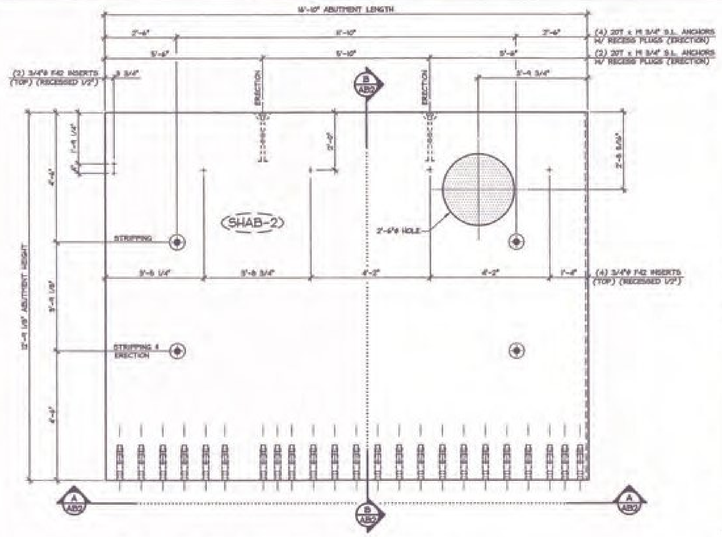


1 DIMENSIONAL PLAN VIEW IN FORM
1/2" = 1'-0"

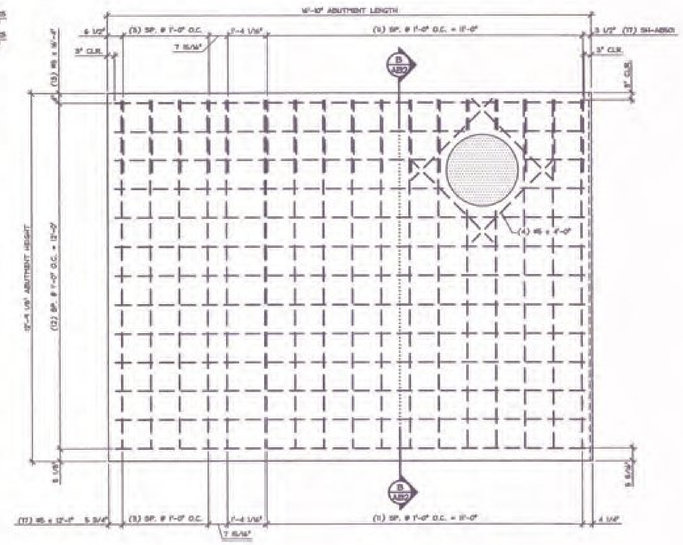


3 REINFORCING PLAN VIEW IN FORM (BOT. MAT)
1/2" = 1'-0"

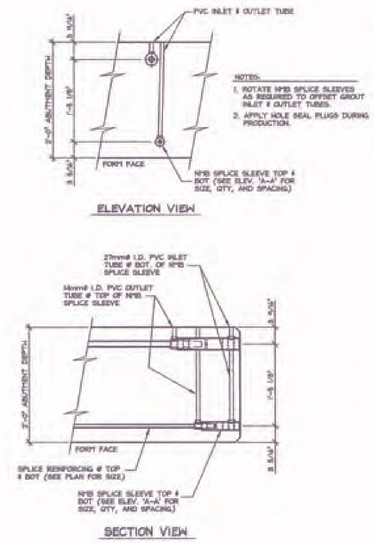


C NMB SPLICE SLEEVE DETAILS
1" = 1'-0"

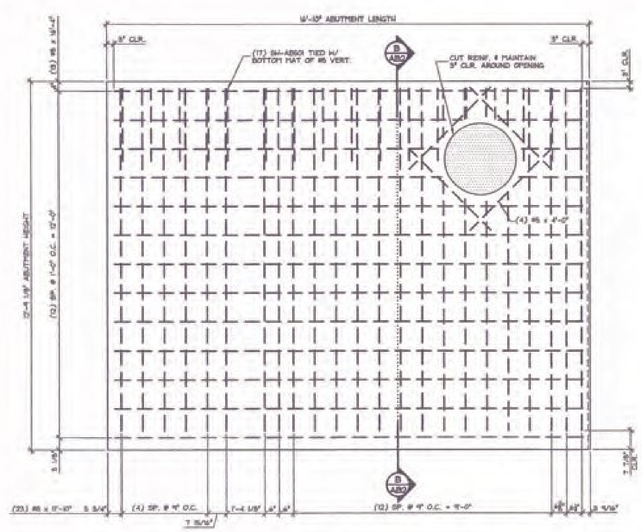


2 REINFORCING PLAN VIEW IN FORM (TOP MAT)
1/2" = 1'-0"

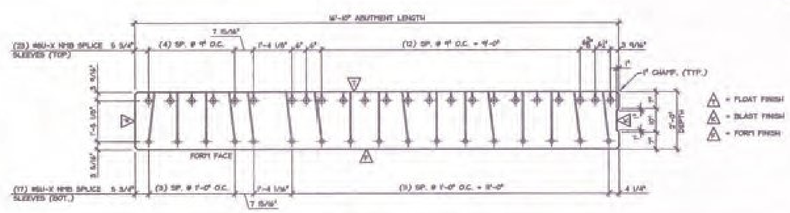


A DIMENSIONAL ELEVATION A-A
1/2" = 1'-0"

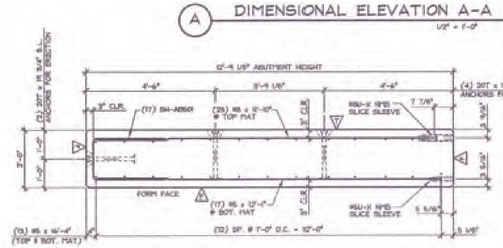


B DIMENSIONAL REINFORCING SECTION B-B
1/2" = 1'-0"

1/27/14 GENERAL REVISION T.D.
1/9/14 GENERAL REVISION T.D.

Vermont Agency of Transportation
RECEIVED
ON: January 28, 2014
and Checked for
CONFORMANCE
BY: Jennifer Fitch DATE: 02/04/2014

SUBMITTED
JAN 27 2014
J.P. Carrara & Sons, Inc.
Middlebury, VT 05753

3500 PSI @ RELEASE
5000 PSI @ 28 DAYS

MIX DESIGN: 44PSCC

SHOP DRAWING REVIEW
X
VHB
Job Number: 57438
Reviewed By: M.T. Mozer
Date: 1-31-2014

| MARK: SHAB-2 | QTY.: 1 | WT.: 31.38 T | VOL.: 15.49 cy |
|---|---|---|---|

MATERIAL LIST / ABUTMENT

| ITEM | MARK | DESCRIPTION | QTY. |
|---|---|---|---|
| 1 | | #5 x 11'-10" (BLACK) | 29 |
| 2 | | #5 x 12'-4" (BLACK) | 17 |
| 3 | | #5 x 10'-4" (BLACK) | 26 |
| 4 | | #5 x 4'-0" (BLACK) | 8 |
| 5 | | | |
| 6 | | 3/4"Ø F-42 INSERT (GALV.) | 6 |
| 7 | | #6U-X N*B SPLICE SLEEVE (BLACK) | 17 |
| 8 | | #6U-X N*B SPLICE SLEEVE (BLACK) | 29 |
| 9 | | | |
| 10 | | | |
| 11 | | DAYTON 20TxM 3/4" SHIFT LIFT (BLACK) (WITH RECESS PLUG) | 4 |
| 12 | SM-A850 | #5 BENT BAR (BLACK) | 17 |
| 13 | | | |
| 14 | | | |
| 15 | | | |

APPROVAL STAMP:

J.P. CARRARA & SONS INC.
Precast & Prestress Manufacturer
344 Exit 59, Middlebury, Vermont 05753 Phone:(802)388-6351 Fax:(802)388-9010

T. BUCK CONSTRUCTION
CONTRACTOR
AUBURN, MAINE

STATE OF VERMONT AGENCY OF TRANSPORTATION
COUNTY OF ADDISON

TOWN OF MIDDLEBURY
ROUTE NO. VT 125, EAST MIDDLEBURY GORGE
BRIDGE NO.: 15 PROJECT NO.: RS 0174(5)

P/C ABUTMENT DETAILS

DATE: OCT. 9, 2013
SCALE: NOTED
CHKD: DFTM: T.D.
JOB NO: 2341-015
DWG. NO: AB2