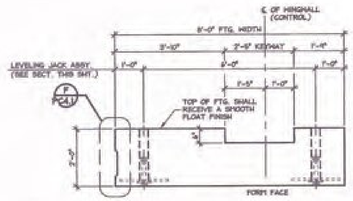

A DIMENSIONAL SECTION A-A
1/2" = 1'-0"

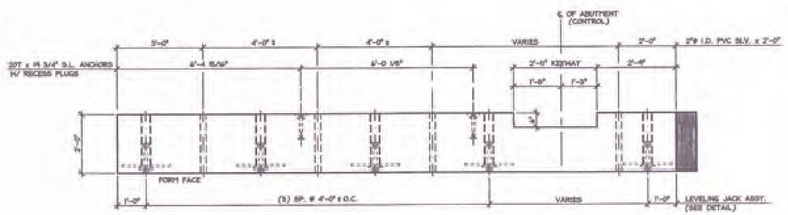

B DIMENSIONAL SECTION B-B
1/2" = 1'-0"

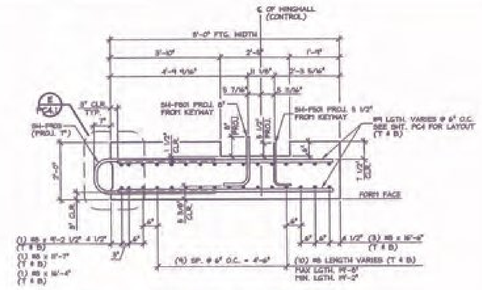

C REINFORCING SECTION C-C
1/2" = 1'-0"

T = TOP BAR
B = BOTTOM BAR

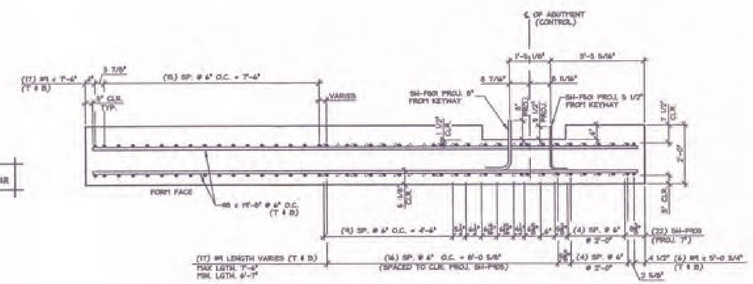

D REINFORCING SECTION D-D
1/2" = 1'-0"

SUBMITTED
JAN 27 2014
J.P. Carrara & Sons, Inc.
Middlebury, VT 05753

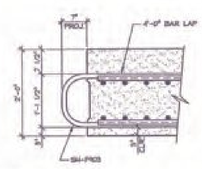

E REINFORCING DETAIL
3/4" = 1'-0"

F KEYWAY DETAIL
3/4" = 1'-0"

MARK: SHF-4	QTY.: 1	WT.: 20.38 T	VOL.: 10.07 cy

MATERIAL LIST / FOOTING

ITEM	MARK	DESCRIPTION	QTY.
1			
2			
3			
4			
5			
6			
7			
8			
9			
10			
11			
12			
13			
14			
15			

Vermont Agency of Transportation
RECEIVED
ON: January 28, 2014
and Checked for
CONFORMANCE
BY: Jennifer Fitch DATE: 02/04/2014

SHOP DRAWING REVIEW
X
VHB
Job Number: 57438
Reviewed By: M.T. MOLER
Date: 1-31-2014
1/27/14 GENERAL REVISION T.D.
1/9/14 GENERAL REVISION T.D.

APPROVAL STAMP:

J.P. CARRARA & SONS INC.
Precast & Prestress Manufacturer
T. BUCK CONSTRUCTION
CONTRACTOR
AUBURN, MAINE

STATE OF VERMONT AGENCY OF TRANSPORTATION
COUNTY OF ADDISON

TOWN OF MIDDLEBURY
ROUTE NO. VT 125, EAST MIDDLEBURY GORGE
BRIDGE NO.: 15 PROJECT NO.: RS 0174(8)

P/C FOOTING DETAILS

DATE: OCT. 9, 2013
SCALE: NOTED
CHKD: DFTM: T.D.
JOB NO: 25411-013
DWG. NO: PC4.1