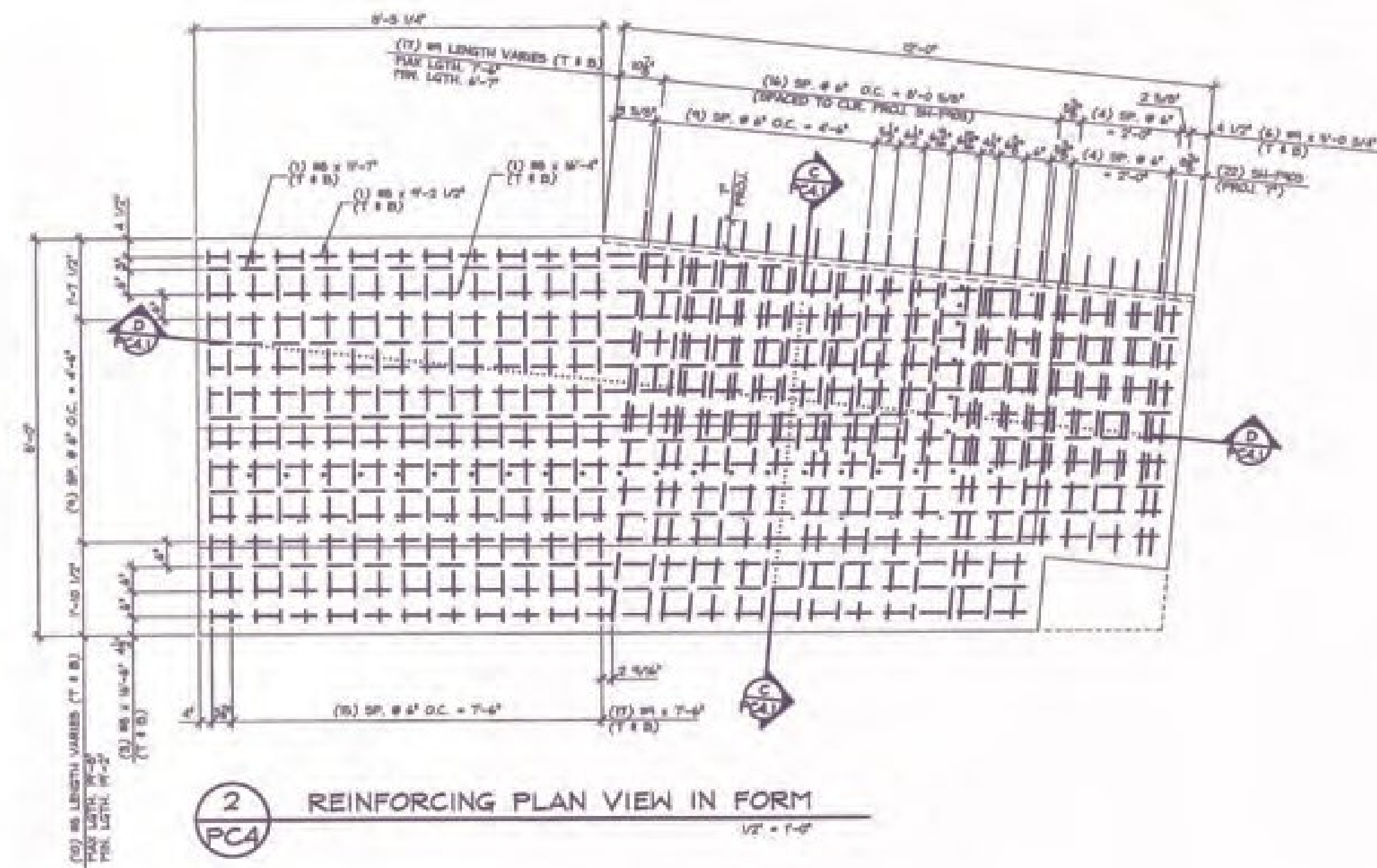
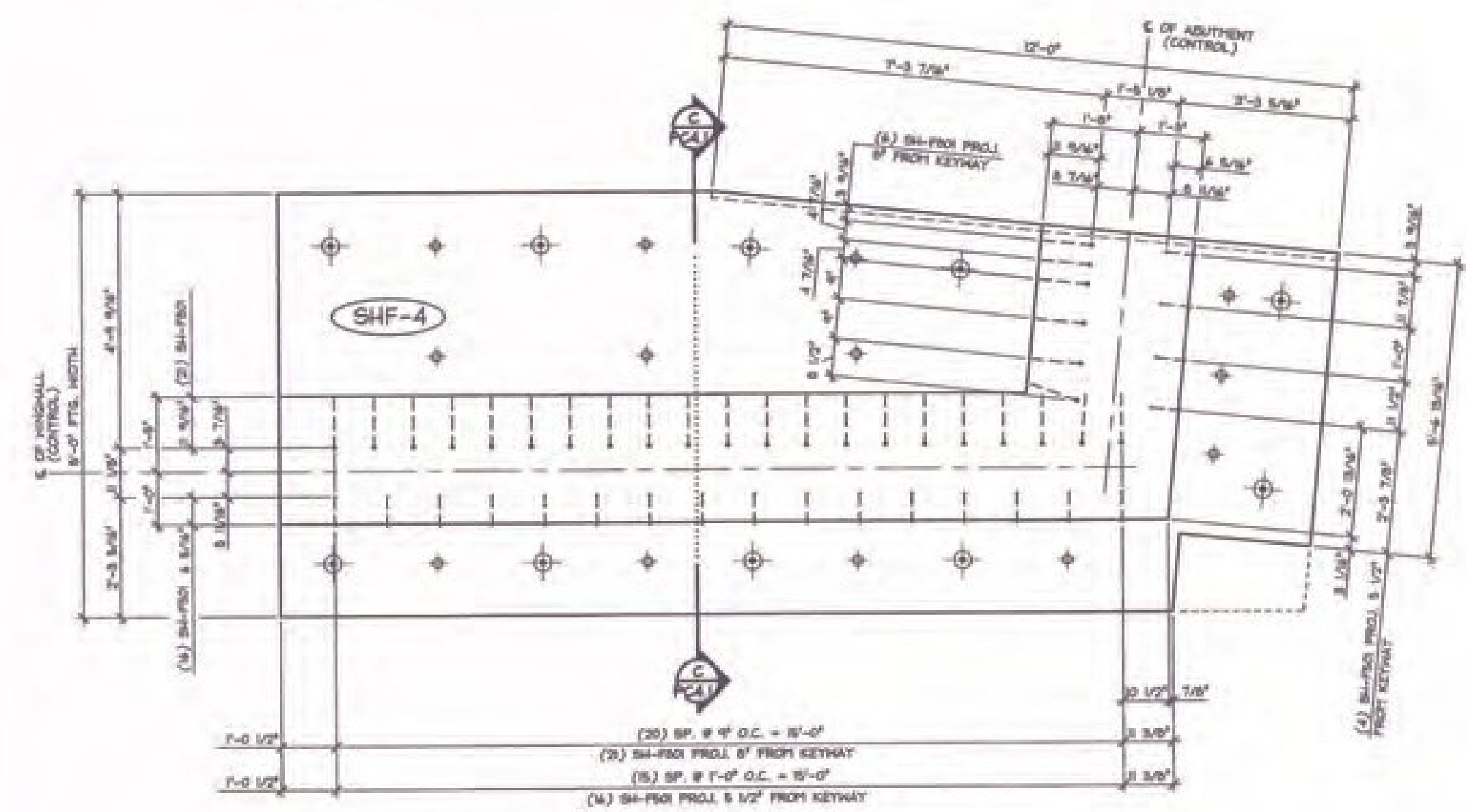


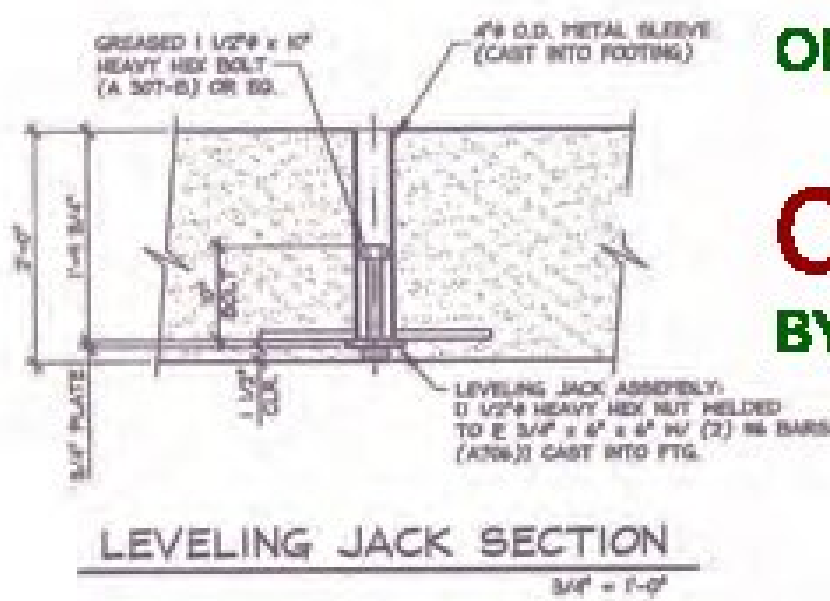
1 DIMENSIONAL PLAN VIEW IN FORM
PC4 1/2" = 1'-0"



2 REINFORCING PLAN VIEW IN FORM
PC4 1/2" = 1'-0"



3 PROJECTING REINFORCING PLAN VIEW IN FORM
PC4 1/2" = 1'-0"



LEVELING JACK SECTION
3/4" = 1'-0"

Vermont Agency of Transportation
RECEIVED
ON: January 28, 2014
and Checked for
CONFORMANCE
BY: Jennifer Fitch DATE: 02/04/2014

SUBMITTED
JAN 27 2014
J. P. CARRARA & SONS, INC.
MIDDLEBURY, VT 05753

NOTE: SEE DRAWING PC4.I FOR REINFORCEMENT

3000 PSI @ RELEASE
5000 PSI @ 28 DAYS
VET DESIGN: 46F/CC

MATERIAL LIST / FOOTING			
ITEM	MARK	DESCRIPTION	QTY.
1		#8 @ 12'-7" (BLACK)	2
2		#8 @ 4'-2 1/2" (BLACK)	2
3		#8 @ 12'-4" (BLACK)	2
4		#8 @ 12'-4" (BLACK)	20
5		#8 @ 12'-4" (BLACK)	6
6		#4 @ 5'-0 S&P (BLACK)	12
7		#8 @ 7'-4" (BLACK)	60
8			
9	SH-PS0	#8 BENT BAR (BLACK)	22
10	SH-PS0	#8 BENT BAR (BLACK)	27
11	SH-PS0	#5 BENT BAR (BLACK)	20
12		DAYTON 2014S 3/4" SHFT LIFT (BLACK) (W/ RECESS FLUG)	4
13		2" I.D. x 2'-0" PVC SLEEVE	15
14		LEVELING JACK ASSEMBLY	10
15		3/4" x 2' F&Z FERRULE LOOP INSERT (GALV.)	5

- SHOP NOTES:**
1. HOLD LAYOUT AND PROJECTION OF SH-PS0 & SH-PS0 PROJECTING BARS.
 2. HOLD LAYOUT AND DEPTH OF 6" KEYWAY.
 3. USE TEMPLATE TO COORDINATE PROJECTING REINFORCEMENT WITH NPS SPLICE SLEEVE LOCATIONS IN HING WALLS & ABUTMENTS.
 4. PROJECTING SH-PS0 BARS SHALL BE PLACED AS SHOWN WITH 1/2" TOLERANCE.
 5. ADJUST LEVELING BOLTS AND GROUT SLEEVES AS REQUIRED TO CLEAR REINFORCEMENT PATS.

SHOP DRAWING REVIEW

X REVIEWED AS REQUIRED BY THE CONSTRUCTION CONTRACT DOCUMENTS AND APPROVAL DOES NOT CONSTITUTE AN ENDORSEMENT OF THE DESIGN OR THE QUALITY OF THE WORK, AND NO LIABILITY FOR NEGLIGENCE OR OTHER PROFESSIONAL LIABILITY SHALL BE ASSUMED BY THE ENGINEER OR ARCHITECT FOR ANY DAMAGE TO PERSONS OR PROPERTY CAUSED BY THE CONSTRUCTION CONTRACT DOCUMENTS.

DESIGNER: BY DESIGN CHECKED AND APPROVED DESIGNED BY CONTRACTOR

CONTRACTOR'S COMMENTS (BASED ON THE SHOP DRAWINGS SUBMITTED AND APPROVED AS NOTED):

REVISIONS:

1. 1/27/14 GENERAL REVISION T.D.

2. 1/14/14 GENERAL REVISION T.D.

APPROVAL STAMP:

J.P. CARRARA & SONS INC.
Precast & Prestress Manufacturer
1040 GEE ST., MIDDLEBURY, VERMONT 05753 Phone: (802)388-6200 Fax: (802)388-9010

T. BUCK CONSTRUCTION
CONTRACTOR
AUBURN, MAINE

STATE OF VERMONT AGENCY OF TRANSPORTATION
COUNTY OF ADDISON

DATE: OCT. 9, 2013
SCALE: NOTED
CHKD: DFM: T.D.
JOB NO: 2840-019
PROJECT NO.: RS 0174(B)

P/C FOOTING DETAILS

DWG. NO: **PC4**