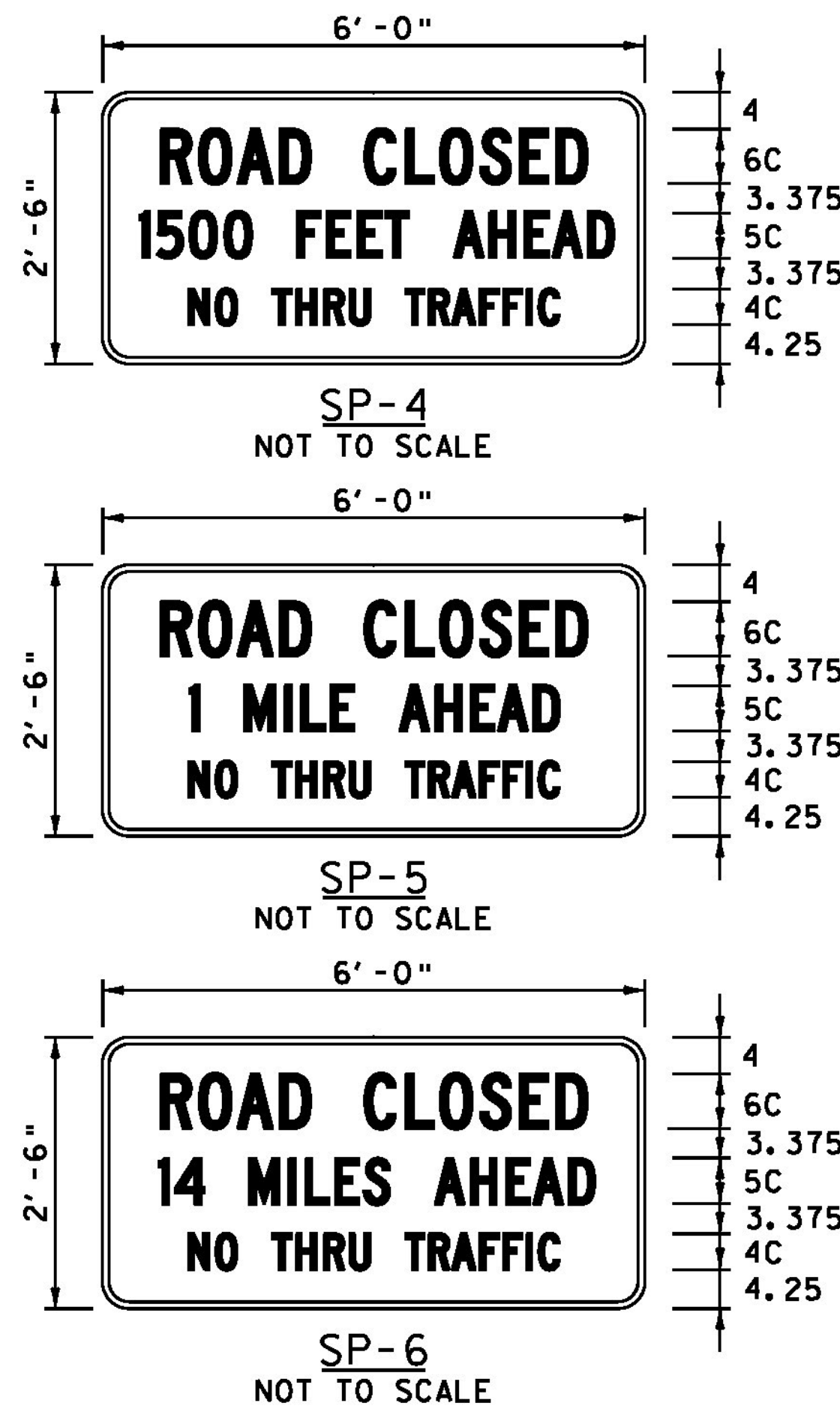


IDENTIFICATION NUMBER	SIZE OF SIGN		TEXT	NUMBER OF SIGNS REQ'D	REMARKS
	WIDTH (IN)	HEIGHT (IN)			
M1-5	30	24		104*	SEE NOTE 6
M3-2	24	12		54*	SEE NOTE 6
M3-4	24	12		48*	SEE NOTE 6
M4-8	24	12		102*	MOUNT ABOVE THE M3-2 OR M3-4
M4-8A	24	18		2	MOUNT ABOVE THE M3-2 OR M3-4
M4-10L	48	18		1	MOUNT ON TWO POSTS W/R11-3A
M4-10R	48	18		1	MOUNT ON TWO POSTS W/R11-3A
M5-1L	21	15		5	MOUNT BELOW THE M1-5
M5-1R	21	15		8	MOUNT BELOW THE M1-5
M5-2L	21	15		1	MOUNT BELOW THE M1-5
M6-1L	21	15		6	MOUNT BELOW THE M1-5
M6-1R	21	15		7	MOUNT BELOW THE M1-5
M6-2L	21	15		1	MOUNT BELOW THE M1-5
M6-3	21	15		69*	MOUNT BELOW THE M1-5
W20-2	48	48		9	MOUNT ON TWO POST
W20-3	48	48		2	MOUNT ON TWO POST
W20-3	48	48		2	MOUNT ON TWO POST

* = NUMBER OF SIGNS REQ'D ASSUMING APPROXIMATELY 30 LOCATIONS OF CONFIRMATORY ROUTE MARKER ASSEMBLY DETAIL

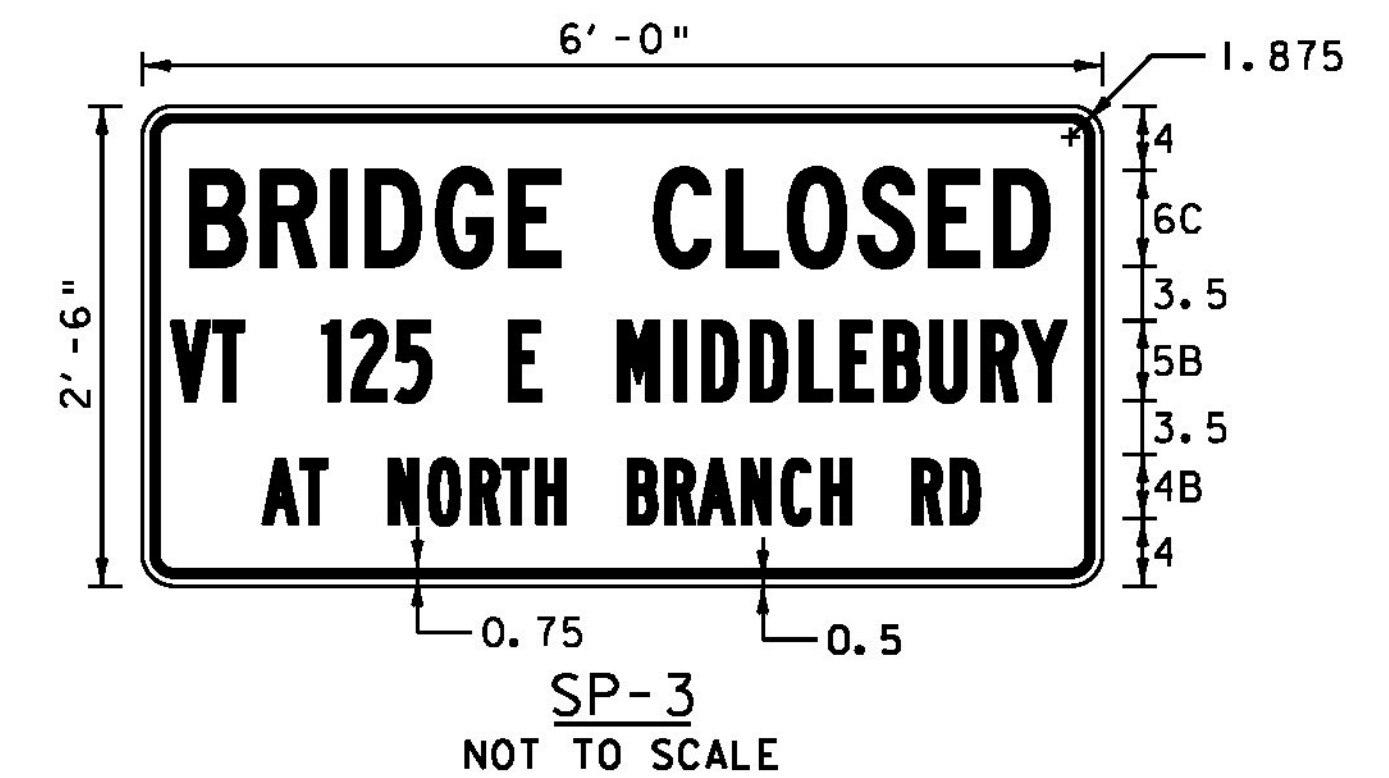
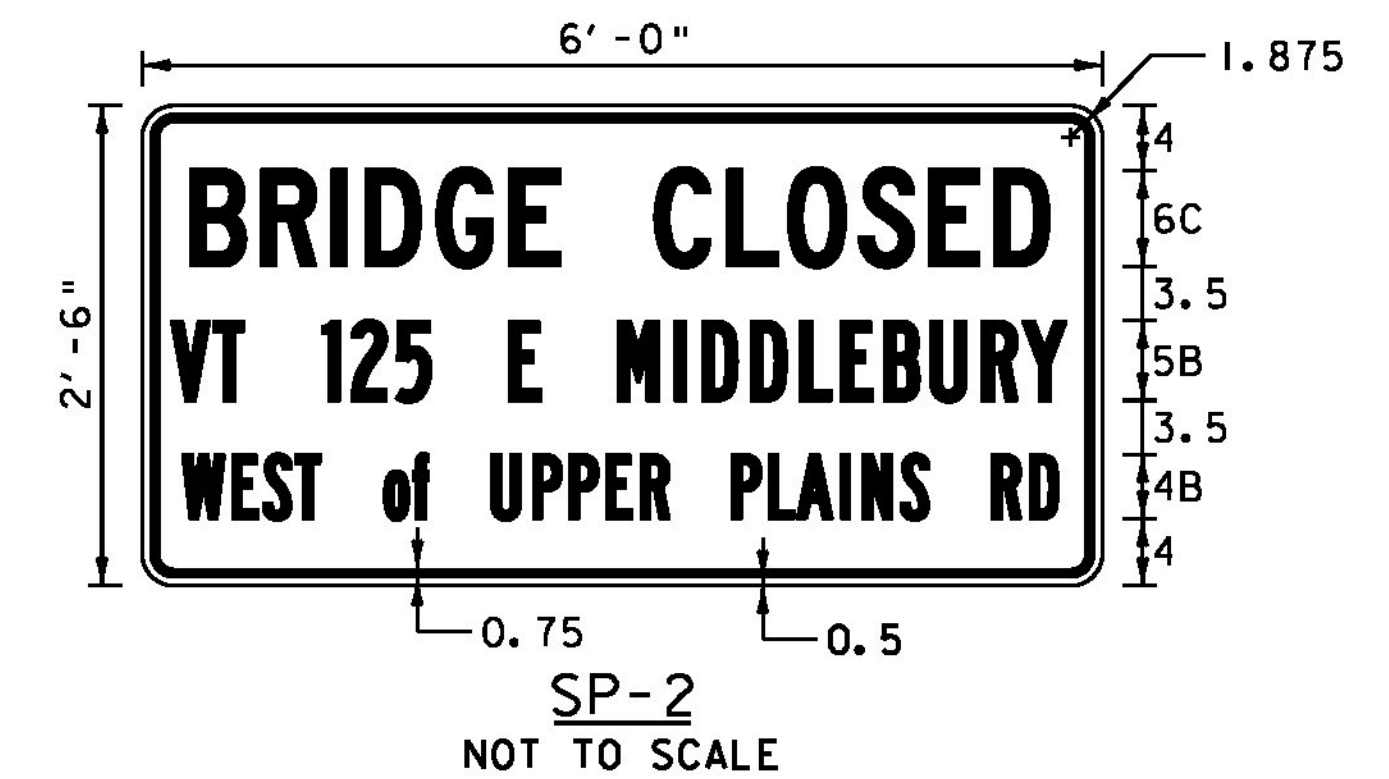
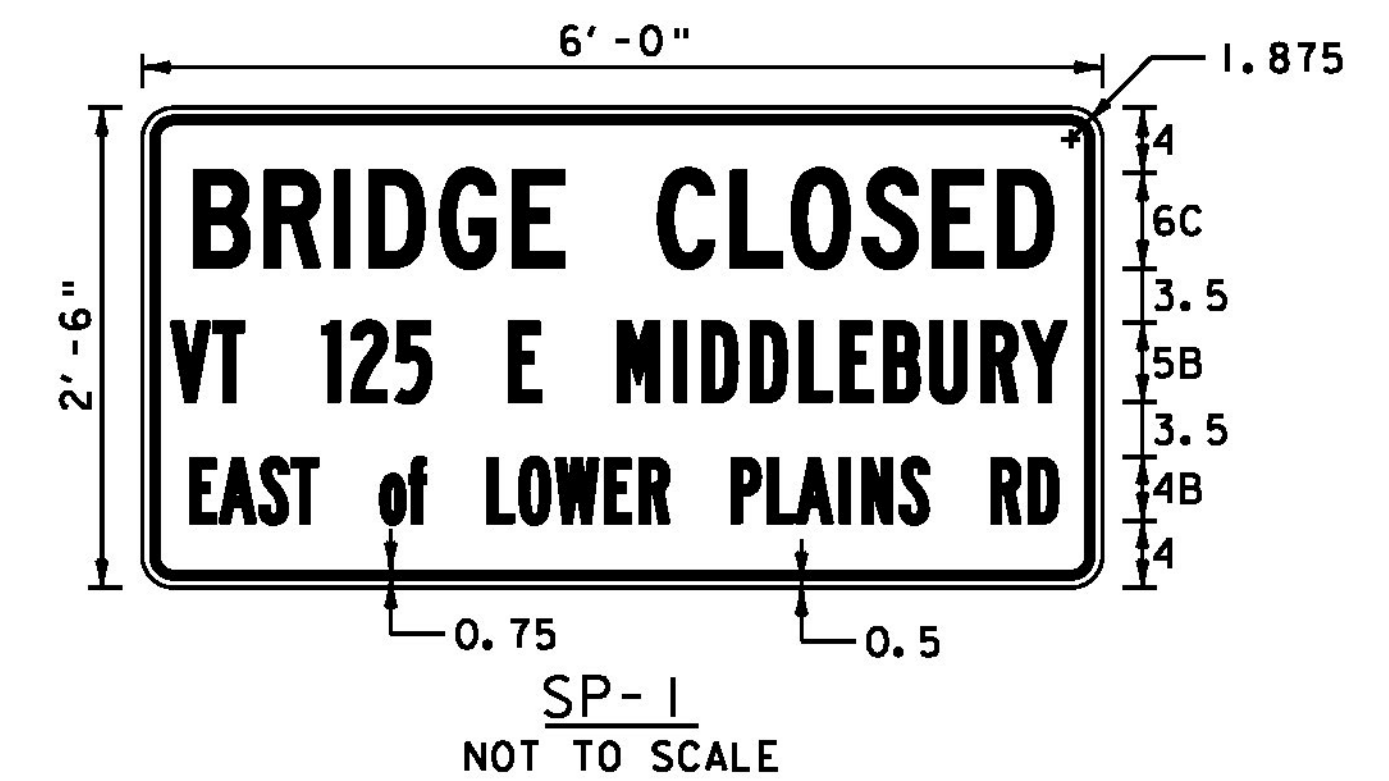
IDENTIFICATION NUMBER	SIZE OF SIGN		TEXT	NUMBER OF SIGNS REQ'D	REMARKS
	WIDTH (IN)	HEIGHT (IN)			
R11-2	48	30		3	MOUNT ON TYPE III BARRICADE (MOD.)
SP-1	72	30		3	MOUNT ON TWO POSTS
SP-2	72	30		3	MOUNT ON TWO POSTS
SP-3	72	30		5	MOUNT ON TWO POSTS
SP-4	72	30		1	MOUNT ON TWO POSTS
SP-5	72	30		1	MOUNT ON TWO POSTS
SP-6	72	30		1	MOUNT ON TWO POSTS



ALL DIMENSIONS ARE IN INCHES.

NOTES:

- COLORS FOR THE M1-5, M3-2, AND M3-4 SIGNS SHALL MATCH THE COLORS SHOWN ON VTRANS STD. E-136B.
- COLORS FOR THE M5-1L, M5-1R, M6-1L, M6-1R, AND THE M6-3 SIGNS SHALL BE A BLACK ARROW AND BORDER ON RETROREFLECTIVE ORANGE BACKGROUND.
- COLORS FOR THE W20-2 AND W20-3 SIGN SHALL MATCH THE COLORS SHOWN ON VTRANS STD. E-100.
- COLORS FOR THE SP-1, SP-2 AND SP-3 SIGN SHALL BE BLACK TEXT AND BORDER ON RETROREFLECTIVE WHITE BACKGROUND.
- TWO ORANGE FLAGS (ONE EACH SIDE) SHALL BE PLACED AT THE TOP OF THE R11-3A, SP-1 AND SP-2 SIGNS.
- THE M1-5, M3-2, AND THE M3-4 SIGNS SHALL BECOME THE PROPERTY OF THE STATE AFTER THEY ARE REMOVED FROM THE DETOUR. THE CONTRACTOR SHALL DELIVER THE SIGNS TO THE STATE AT THE STATE GARAGE. ALL COSTS ASSOCIATED WITH PROVIDING THE SIGNS TO THE STATE SHALL BE INCIDENTAL TO ITEM 641.10 "TRAFFIC CONTROL".
- COLORS FOR THE SP-4, SP-5, AND SP-6 SIGNS SHALL BE BLACK TEXT AND BORDER ON RETROREFLECTIVE FLUORESCENT WHITE BACKGROUND. TWO ORANGE FLAGS (ONE EACH SIDE) SHALL BE PLACED AT THE TOP OF THE SIGNS.



PROJECT NAME:	MIDDLEBURY
PROJECT NUMBER:	RS 0174(8)
FILE NAME:	z78f217detour.dgn
PROJECT LEADER:	M.A. COLGAN
DESIGNED BY:	M.D. SUENNEN
TRAFFIC CONTROL SHEET (6 OF 6)	
PLOT DATE:	8/27/2013
DRAWN BY:	B.J. MASSE
CHECKED BY:	S.E. BURBANK
SHEET	28 OF 104