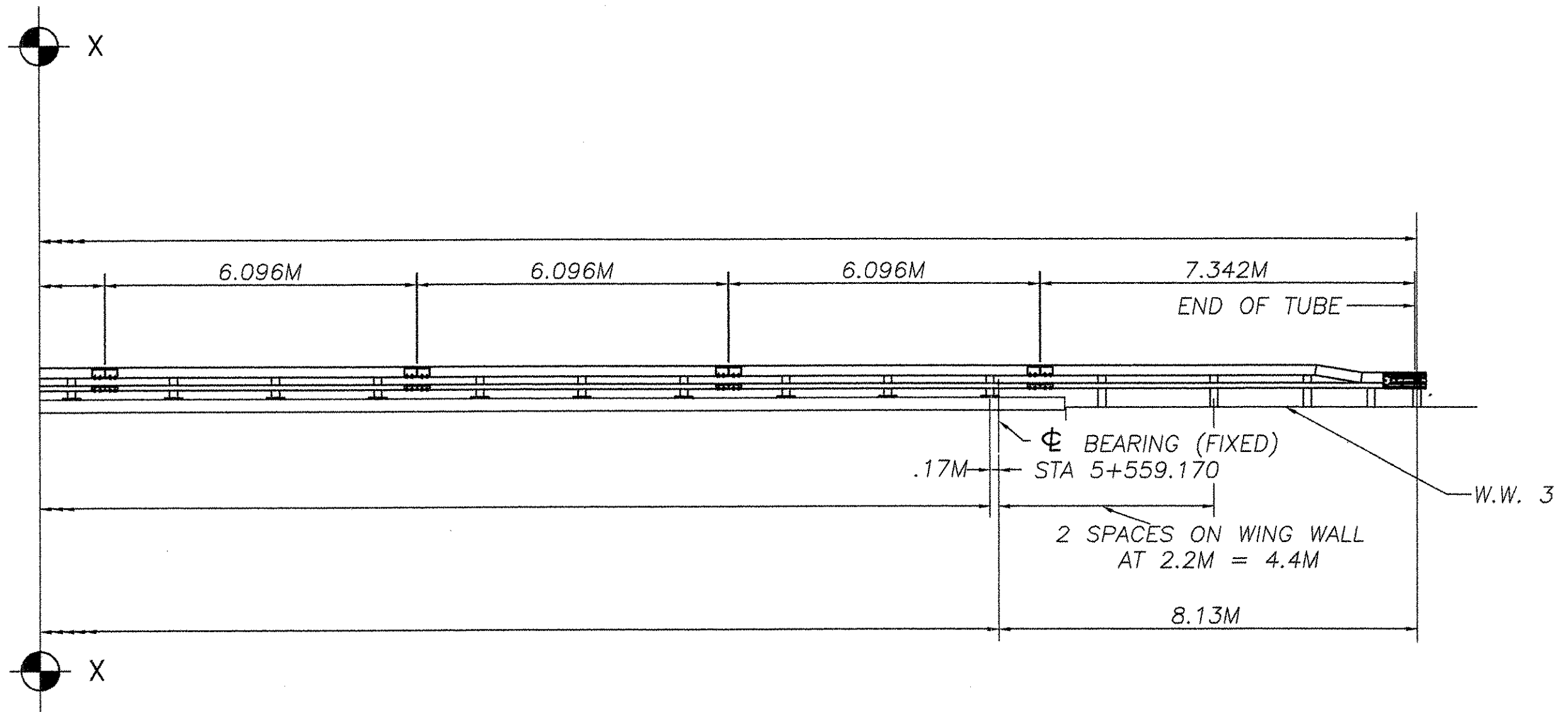
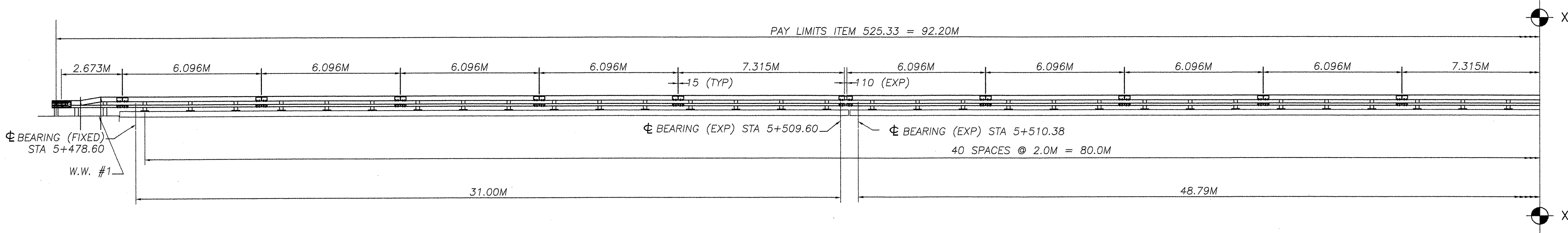
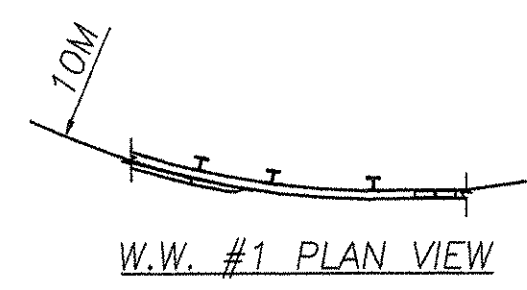


BILL OF MATERIAL (ITEM 563.22)				
Qty.	Description	Size/Shape	Length/Qty per Unit	Material
41	BRIDGE RAIL PED POST 680mm OAH W/ BASE PLATE			
41	POST UPRIGHT	W6 x 25	2'-03/8"	A709 Gr. 50
41	POST BASE PLATE	25.4 X 254	355.6	A709 Gr. 50
41	DROP END APPROACH RAIL			
2	DRIVEN POST 2.134M OAH	W 150 X 13.5		A709 Gr. 50
2	DRIVEN POST 1.956M OAH	W 150 X 13.5		A709 Gr. 50
14	UPPER SPLICE TUBE FOR 8 x 4 RAIL			
14	TUBE	TS 177.8x76.2x9.525	508	A500 Gr. B
28	LOCK NUTS	5/8"	2 pcs.	A563 Gr. DH
14	LOWER SPLICE TUBE FOR 4 x 4 RAIL			
14	TUBE	TS 3x3x5/16	508	A500 Gr. B
28	LOCK NUTS	5/8"	2 pcs.	A563 Gr. DH
11	UPPER RAIL	TS 203.2x101.6x15.875	6.096M	A500 Gr. B
11	LOWER RAIL	TS 101.6x101.6x6.35	6.096M	A500 Gr. B
2	UPPER RAIL	TS 203.2x101.6x15.875	7.315M	A500 Gr. B
2	LOWER RAIL	TS 101.6x101.6x6.35	7.315M	A500 Gr. B
1	UPPER DROP END TUBE	TS 203.2x101.6x15.875	7.342M	A500 Gr. B
1	LOWER DROP END TUBE	TS 101.6x101.6x6.35	7.342M	A500 Gr. B
1	UPPER DROP END TUBE 10m R	TS 203.2x101.6x15.875	2.673M	A500 Gr. B
1	LOWER DROP END TUBE 10m R	TS 101.6x101.6x6.35	2.673M	A500 Gr. B
4	W BEAM CONNECTOR SHOE			M180 B2
4	BACK UP PLATE	301x254x10		A36
41	BEARING PAD	3.175 x 254 x 355.6		NEOPRENE
8	SPACER PIPE	M20	13	A53 gr B
192	SLOTTED HEAD BOLT	M20	152	A449
192	LOCK NUT	M20		A563 DH
192	FLAT WASHER	M20		F436
112	HEX BOLT	M16	44	A325
112	SMALL WASHER	M16		F436
* 41	ANCHOR			
* 41	ANCHOR PLATE	9.525 x 238.125	330.2	A709 Gr. 50
* 164	ANCHOR STUD	25 DIA.	304.8	A449
* 328	HEX NUT	25 DIA.	-- --	A563 DH
* 164	JAM NUT	25 DIA.	-- --	A563 DH
* 164	WASHER	25 DIA.	-- --	F436

\* ANCHORS NOT PROVIDED BY HIGHWAY SAFETY CORP. SHOWN FOR REFERENCE ONLY

PAY LIMITS	
SHEET 1 :	92.20M
SHEET 2 :	92.20M
TOTAL	184.40M



LOCATION	ENDPOST		APPROACH RAIL	
	DIST TO DOCK END	LENGTH	LENGTH	RADIUS
⊙ WW #1	1100	7620	7620	10 000
⊙ WW #2	1100	7620	7620	10 000
⊙ WW #3	1400	7620	7620	0
⊙ WW #4	1400	7620	7620	0

ALL DIMENSIONS SHOWN ARE IN MM UNLESS OTHERWISE NOTED

N.W. ELEVATION  
LOOKING AT RAIL FROM Φ OF ROAD

REVISIONS		
No.	Remarks	Date
0	Initial submittal	1-13-05

RECEIVED  
JAN 20 2005  
MEM



**HIGHWAY SAFETY CORP.**  
GLASTONBURY, CT

ITEM 525.33 NETC 2 RAIL BRIDGE RAIL  
TOWN OF JAMAICA  
COUNTY OF WINDHAM  
VT ROUTE 100 OVER WEST RIVER  
PROJECT AC BRF 013-1(8)

DRAWN C CRAMER  
CHECKED  
DATE 12-20-04  
SCALE 1/8=12  
HSC REFERENCE NO. 1488

GENERAL CONTRACTOR  
SUB CONTRACTOR F.R. LAFAYETTE INC.

SIZE D REVISION 0  
SHEET NO. 1 of 4