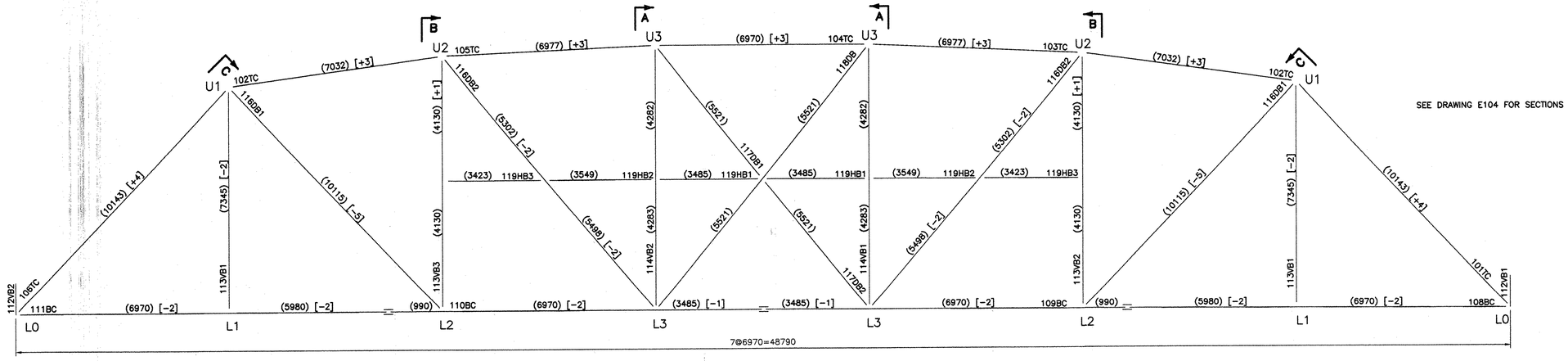

SEE DRAWING E104 FOR SECTIONS

TRUSS NORTH ELEVATION – LOOKING NORTH

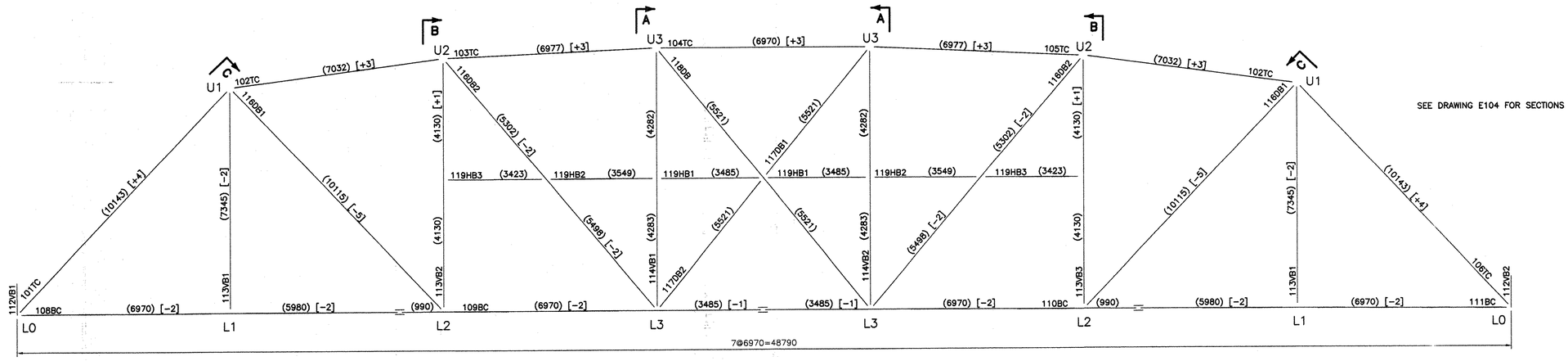

SEE DRAWING E104 FOR SECTIONS

TRUSS SOUTH ELEVATION – LOOKING NORTH

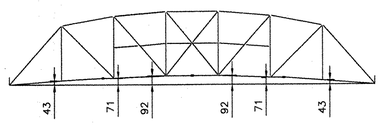

DIAGRAM FOR FULLY CAMBERED GEOMETRY

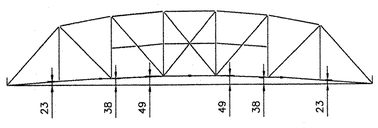

DIAGRAM FOR FINAL GEOMETRY

NOTES:

1– GENERAL NOTES: SEE GN101
2– DIMENSIONS GIVEN THUS: (6970) ARE WP/WP LENGTHS ALONG THE MEMBERS FOR THE FINAL GEOMETRY OF THE BRIDGE (AFTER ALL DEAD LOADS ARE APPLIED).
3– DIMENSIONS GIVEN THUS: [–2] ARE THE MEMBER LENGTH ADJUSTMENTS NEEDED FOR THE FULLY CAMBERED GEOMETRY OF THE BRIDGE.

RECEIVED
OK'D BY_____ OK'D BY_____
APR 13 2005
RESUBMIT_____ APPROVED_____
BY DATE

RESERVED FOR STAMPS

REV	DATE	DESCRIPTION
△	-	-

QTY	DATE	ISSUED TO	FOR
8 -	4/8/05	F.W. Whitcomb Construction	Approval

NOTICE
This drawing shall not be used or reproduced in any manner, nor shall any similar drawings or structures be made therefrom, nor shall the information thereon be used for any purpose other than that for which it is released without the written consent of an officer of EASTERN BRIDGE LLC.

WORK THIS DWG WITH DWGS E101, E103 & E104.

tenca 1010

EASTERN BRIDGE LLC
RURAL RTE 2, BOX 302
CLAREMONT, NH 03743
603-542-5202

PROJECT: ROUTE 100 OVER THE WEST RIVER
LOCATION: TOWN OF JAMAICA
ENGINEER: CLD CONSULTING ENGINEERS
CUSTOMER: VERMONT A. O. T.
DRAWING TITLE: TRUSS ELEVATIONS – ERECTION PLAN

DRAWN BY: YT	02/23/05	JOB NUMBER: 5075	SHEET NUMBER: E102
CHECKED BY: GG	03/23/05		

141 55