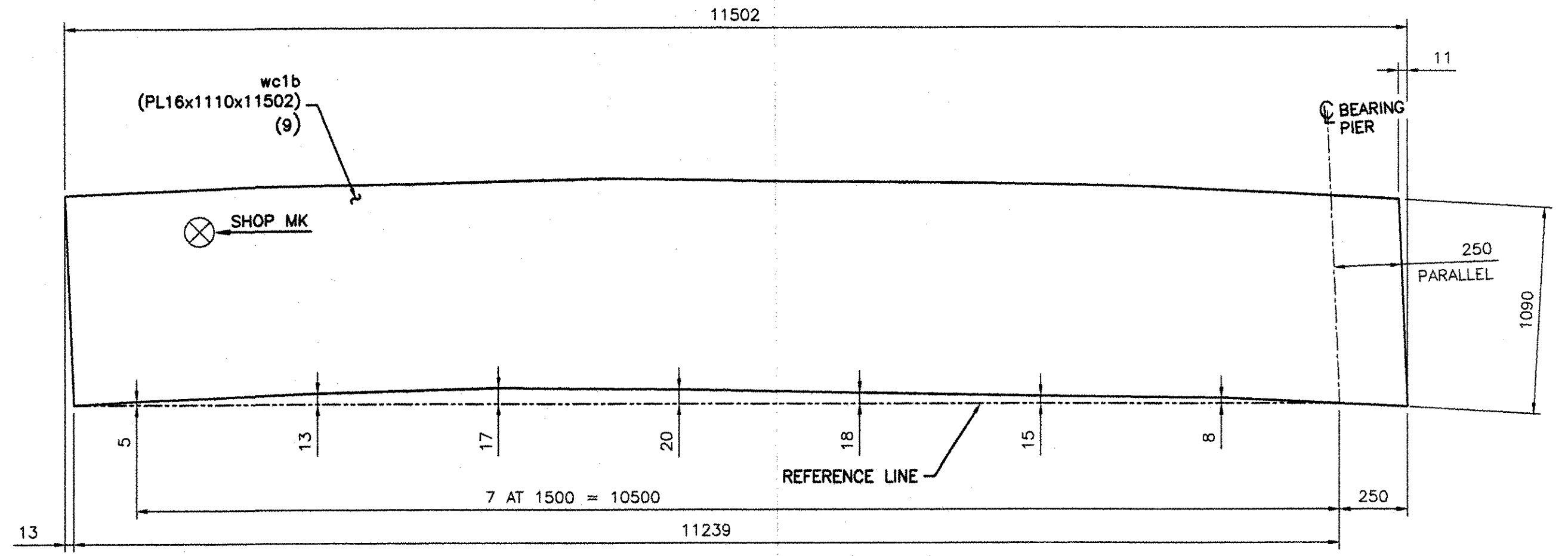
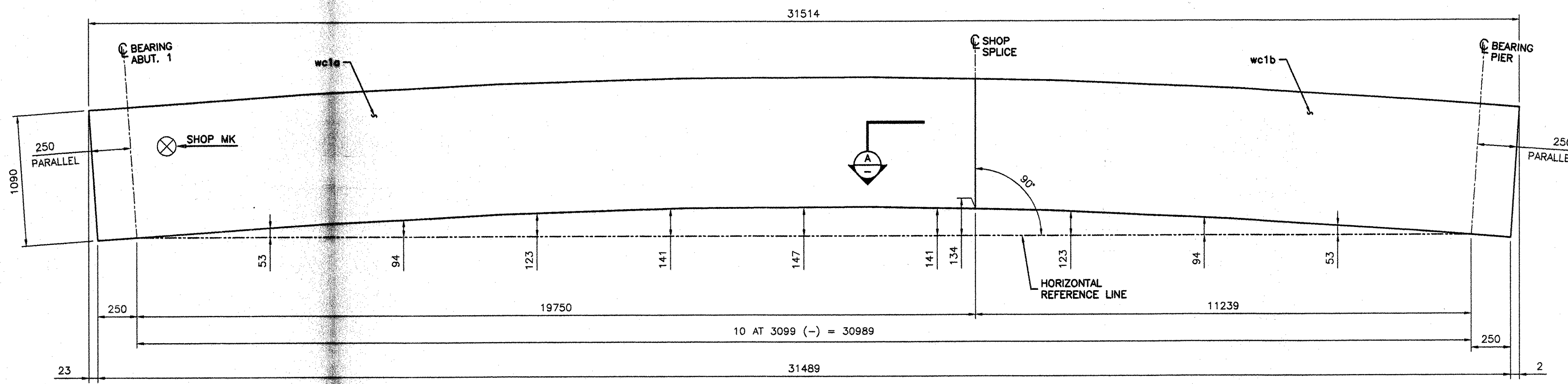


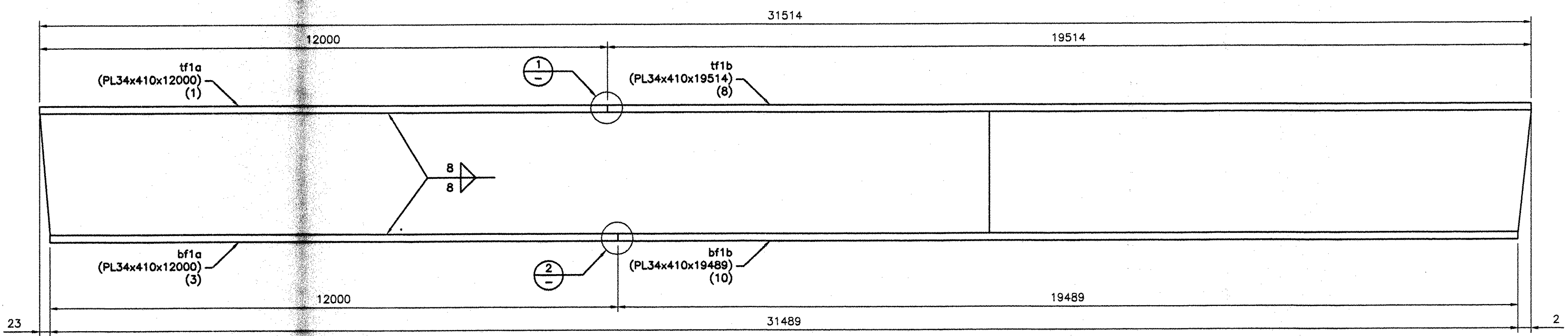
**CAMBER DIAGRAM FOR wc1a**  
NTS



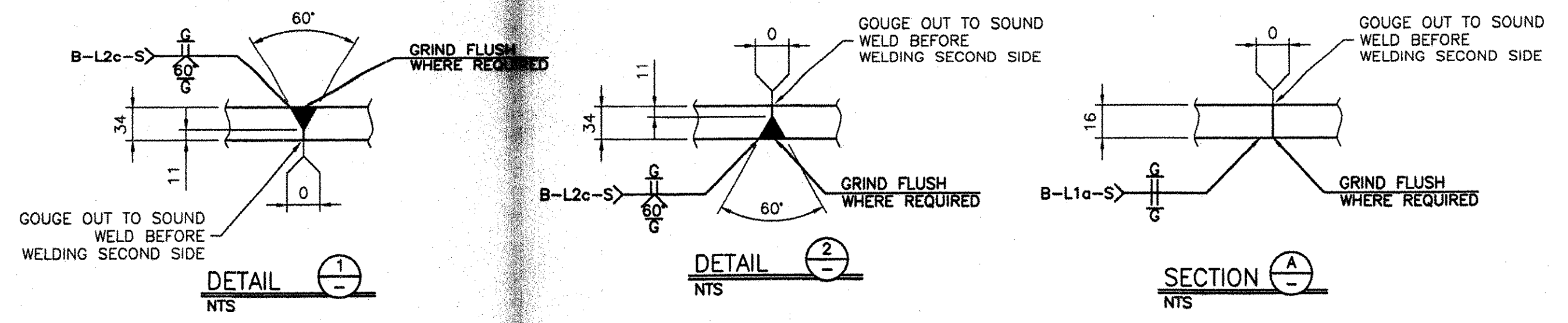
**CAMBER DIAGRAM FOR wc1b**  
NTS



**CAMBER DIAGRAM FOR 1G1 THRU 5G5**  
NTS



**FLANGE DIAGRAM FOR 1G1 THRU 5G5**  
NTS




NOTES:  
1- GENERAL NOTES: SEE GN1

RESERVED FOR STAMPS

REV	DATE	DESCRIPTION	QTY	DATE	ISSUED TO	FOR
8	12/16/04	Fw Whitcomb				Approval

**NOTICE**  
This drawing shall not be used or reproduced in any manner, nor shall any similar drawings or structures be made therefrom, nor shall the information thereon be used for any purpose other than that for which it is released without the written consent of an officer of EASTERN BRIDGE LLC.



PROJECT: ROUTE 100 OVER THE WEST RIVER  
 LOCATION: TOWN OF JAMAICA  
 ENGINEER: CLD CONSULTING ENGINEERS  
 CUSTOMER: VERMONT A. O. T.  
 DRAWING TITLE: WEB CAMBER AND FLANGE DIAGRAMS  
 DRAWN BY: BR 11/26/04 JOB  
 CHECKED BY: GG 11/30/04 NUMBER: 5075 SHEET NUMBER: WC1