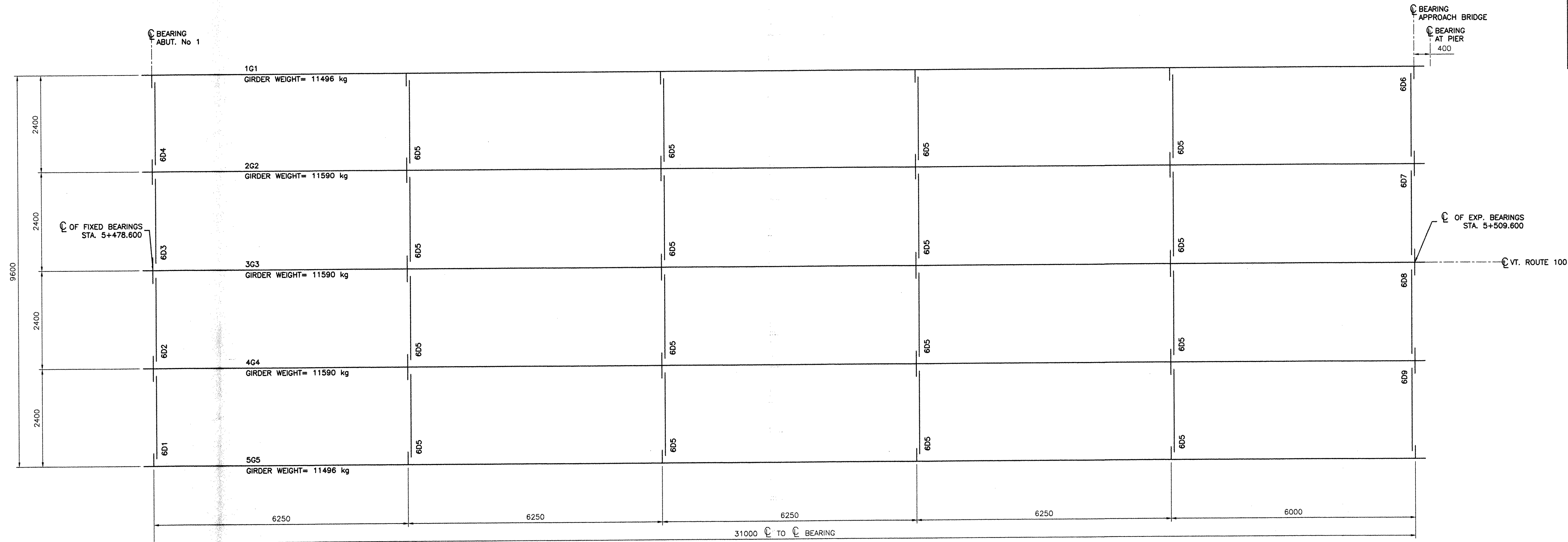


Drawing Number	Revision Number	Ship Mark	Piece Mark	Qty	Type of Material	Size of Material	Grade	Length	Finish	Notes
E1				256	H.S. BOLT	7/8"	A325-TYPE 3	2 1/2"		
E1				128	H.S. BOLT	7/8"	A325-TYPE 3	2 3/4"		
E1				128	H.S. BOLT	7/8"	A325-TYPE 1	2 3/4"		
E1				384	H. HEX. NUT	7/8"	A563 GRADE DH3			
E1				384	WASHER	7/8"	F436-TYPE 3			
E1				128	H. HEX. NUT	7/8"	A563 GRADE DH			
E1				128	WASHER	7/8"	F436			

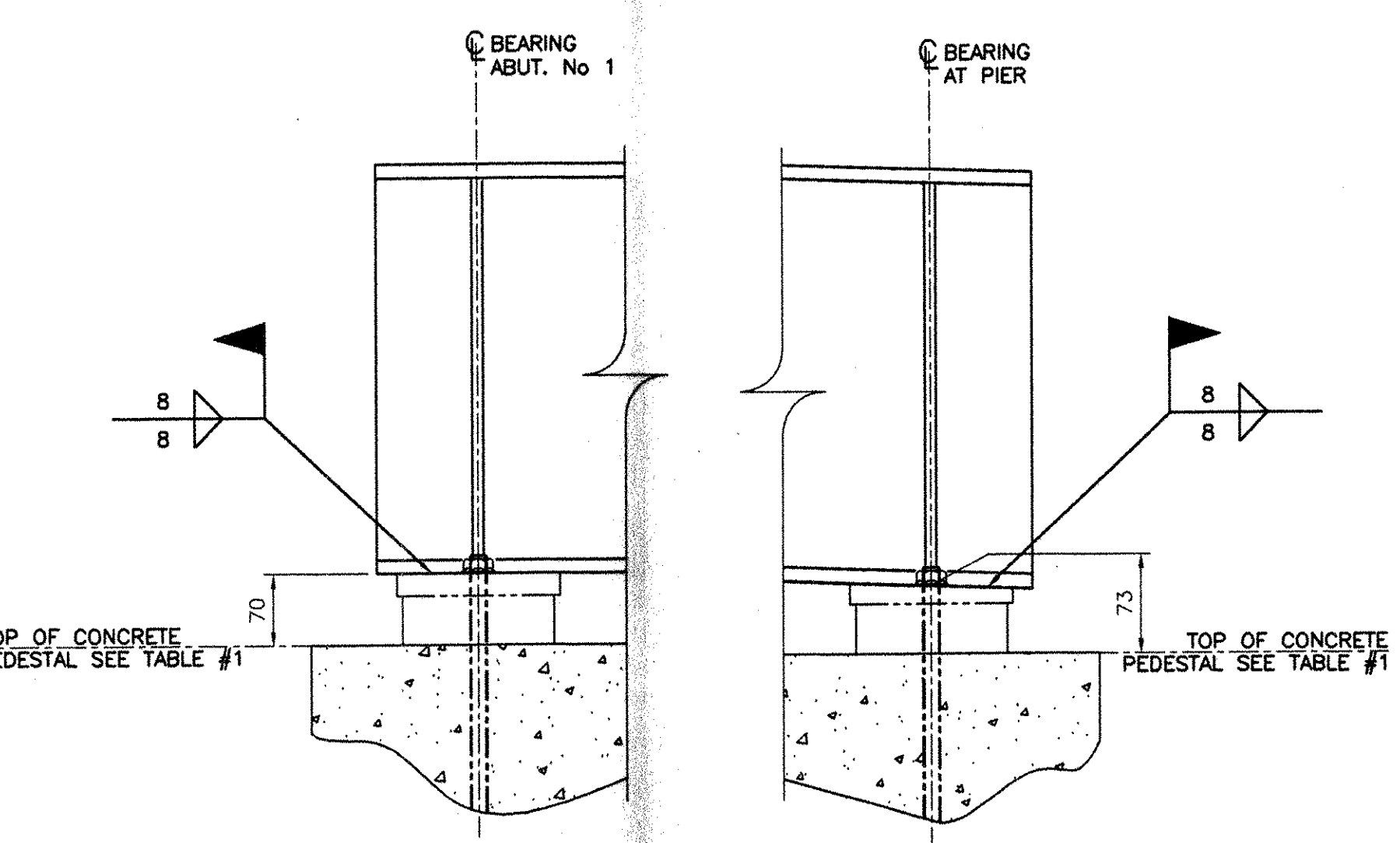
Item	Quantity	Weight (kg)
TOTAL WEIGHT	-	-
-CUTS	-	-
+FIELD BOLTS	199	199
+WELD	-	-
NET TOTAL	199	199



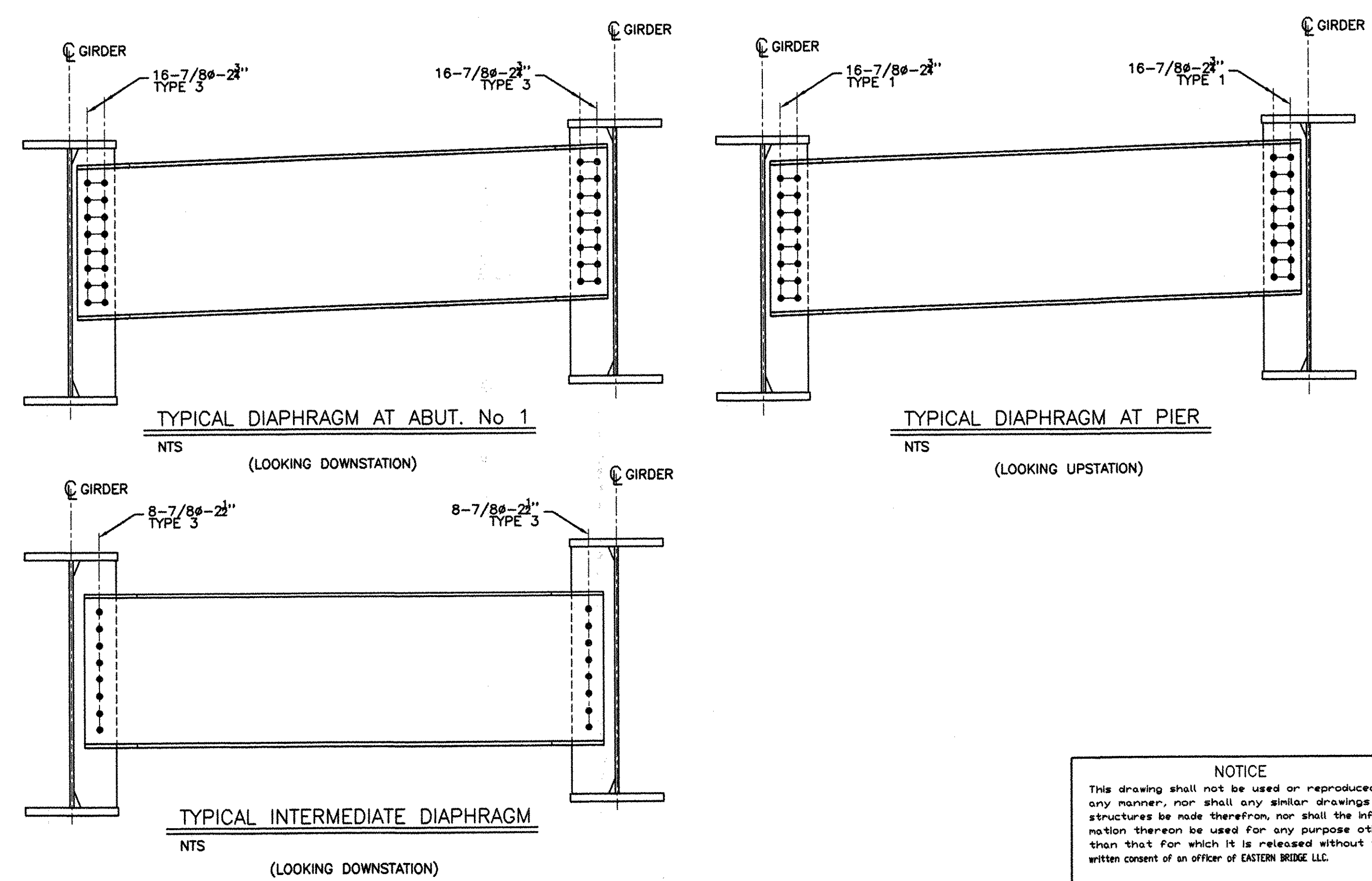
BRIDGE FRAMING PLAN
NTS

TABLE #1 CONCRETE PAD ELEVATIONS
(DIMENSIONS ARE IN METERS)

GIRDER LINE	ABUT. No.1 FIX. BRG	AT PIER EXP. BRG
1G1	170.939	170.647
2G2	171.017	170.725
3G3	171.065	170.773
4G4	171.017	170.725
5G5	170.939	170.647



NOTE: BEARING PADS, SOLE PLATES, MASONRY PLATES AND ANCHOR BOLTS ARE BY OTHERS.



- NOTES:
- 1- GENERAL NOTES: SEE GN1
 - 2- PAINT: SEE GN1
 - 3- HOLES: 15/16" (24#) (U.N.O.)
 - 4- CONTRACT DWG'S: 63

RESERVED FOR STAMPS

REV	DATE	DESCRIPTION	QTY	DATE	ISSUED TO	FOR
8-	12/6/04	FW Whitcomb				Approval

EASTERN BRIDGE LLC
RURAL RTE 2, BOX 302
CLAREMONT, NH 03743
603-542-5202

PROJECT: ROUTE 100 OVER THE WEST RIVER
LOCATION: TOWN OF JAMAICA
ENGINEER: CLD CONSULTING ENGINEERS
CUSTOMER: VERMONT A. O. T.

DRAWING TITLE: BRIDGE FRAMING PLAN
DRAWN BY: BR 11/26/04
CHECKED BY: GG 11/30/04

SHEET NUMBER: E1

NOTICE
This drawing shall not be used or reproduced in any manner, nor shall any similar drawings or structures be made therefrom, nor shall the information thereon be used for any purpose other than that for which it is released without the written consent of an officer of EASTERN BRIDGE LLC.