Metric

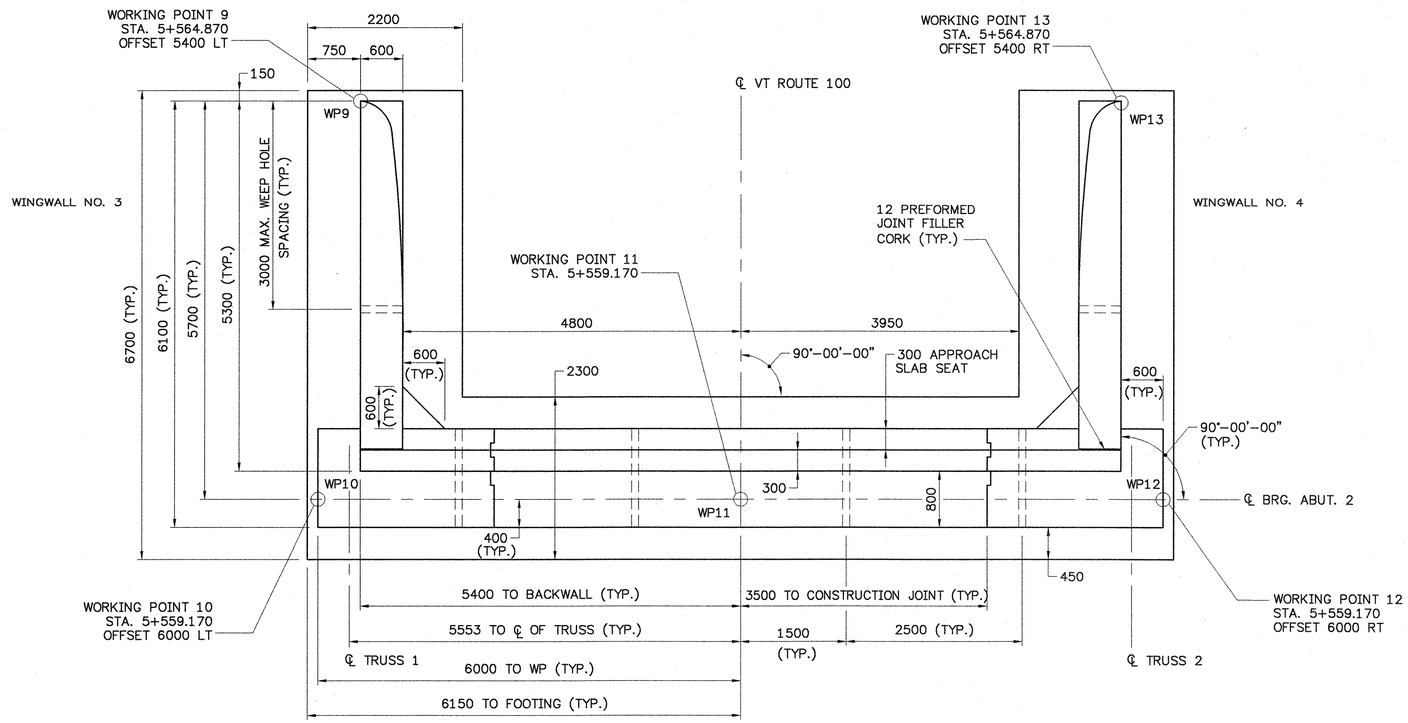

ABUTMENT NO. 2 PLAN (FIXED)

SCALE 1:40

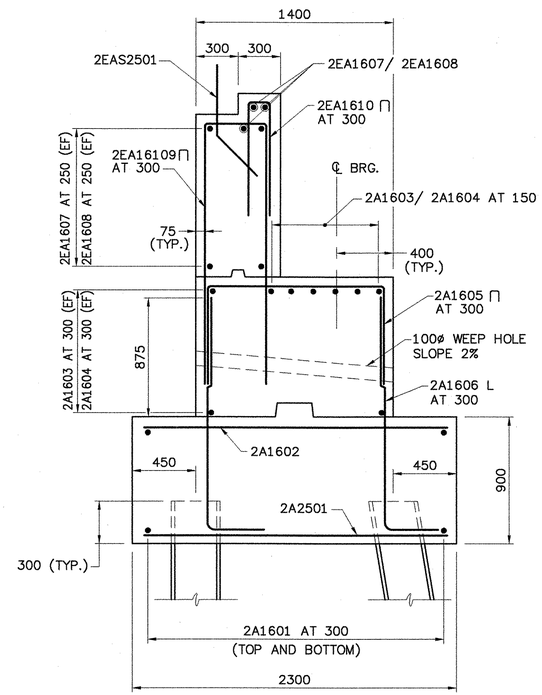

TYPICAL ABUTMENT NO. 2 SECTION (FIXED)

SCALE: 1:20

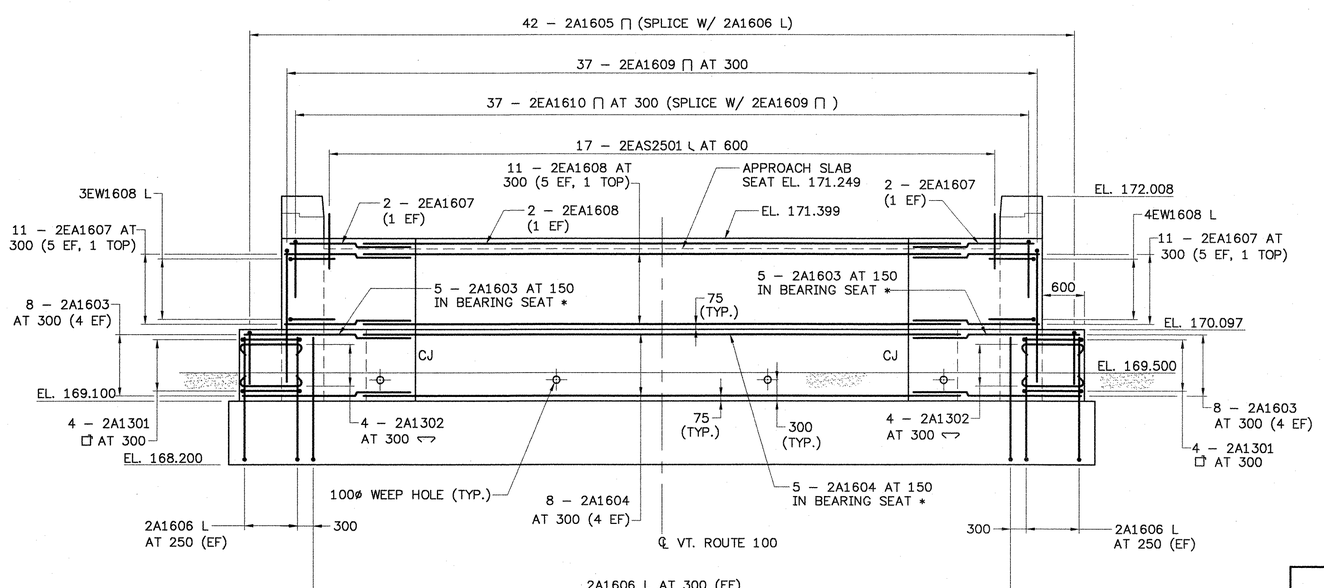

ABUTMENT NO. 2 ELEVATION (FIXED)

SCALE 1:40

* SEE TYPICAL ABUTMENT NO. 2 SECTION FOR LAYOUT

NOTE

NF = NEAR FACE
FF = FAR FACE
EF = EACH FACE
▲ = FIELD CUT

CLD CONSULTING ENGINEERS
540 Commercial St.
Manchester, NH 03101
PH: (603) 668-8223
FAX: (603) 668-8802
E-MAIL: CLD@CLDENGINEERS.COM

STATE OF VERMONT
AGENCY OF TRANSPORTATION

Town Of JAMAICA		Bridge No. 80	
		Log Sta.	
Highway No. VT. ROUTE 100		Surv. Sta.	
VT. ROUTE 100 OVER THE WEST RIVER			
ABUTMENT NO. 2 DETAILS			
Designed By JH		Drawn By. MWS	
Checked By LMM	Date 2/02	Bridge Design Supervisor LMM	Date 2/02
PROJECT JAMAICA		PROJECT NO. BRF 013-1(8)	
I.G.C. Info.			
Bridge Sheet No.		Sheet 87 Of 116	

90284ABUT2.dwg