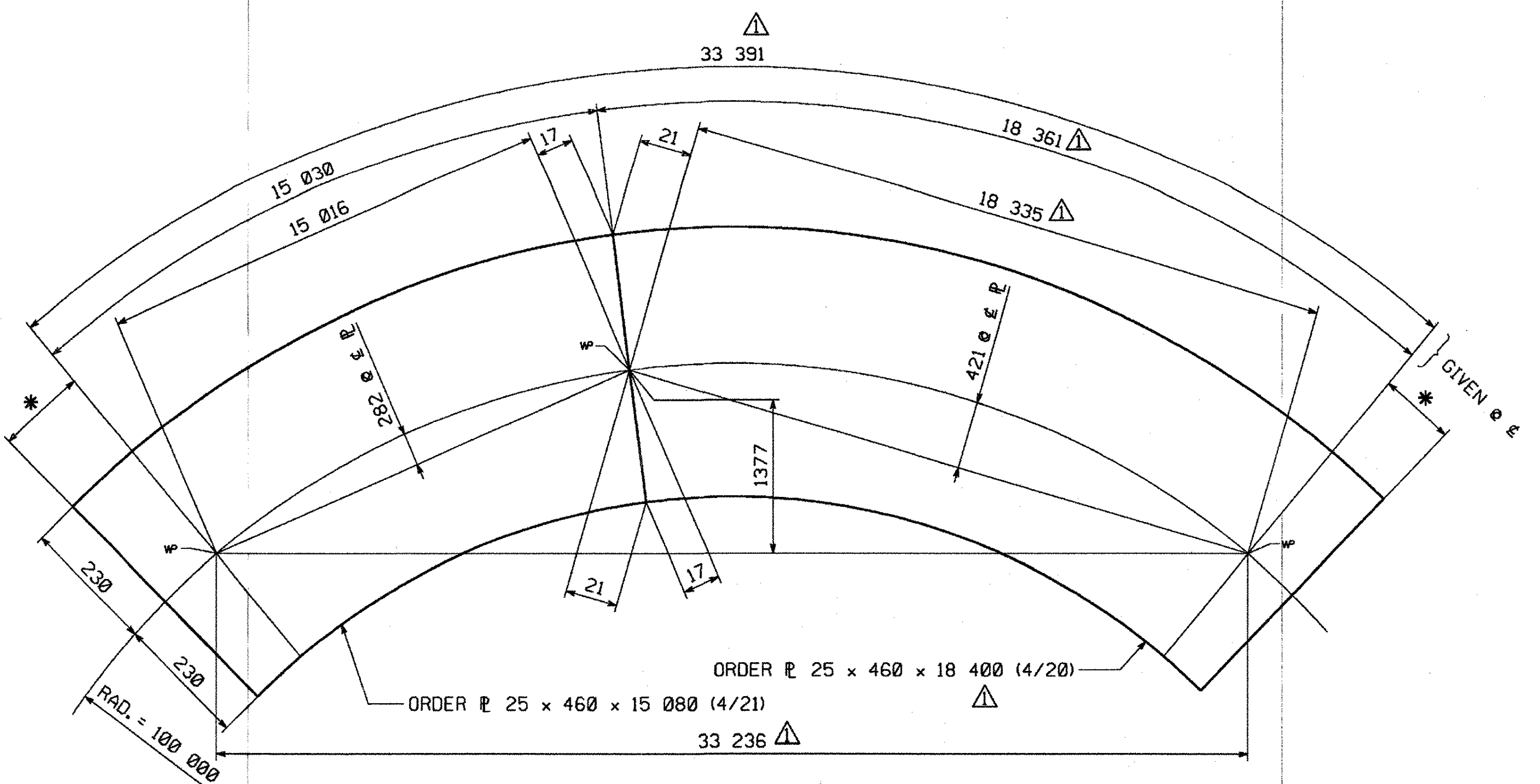
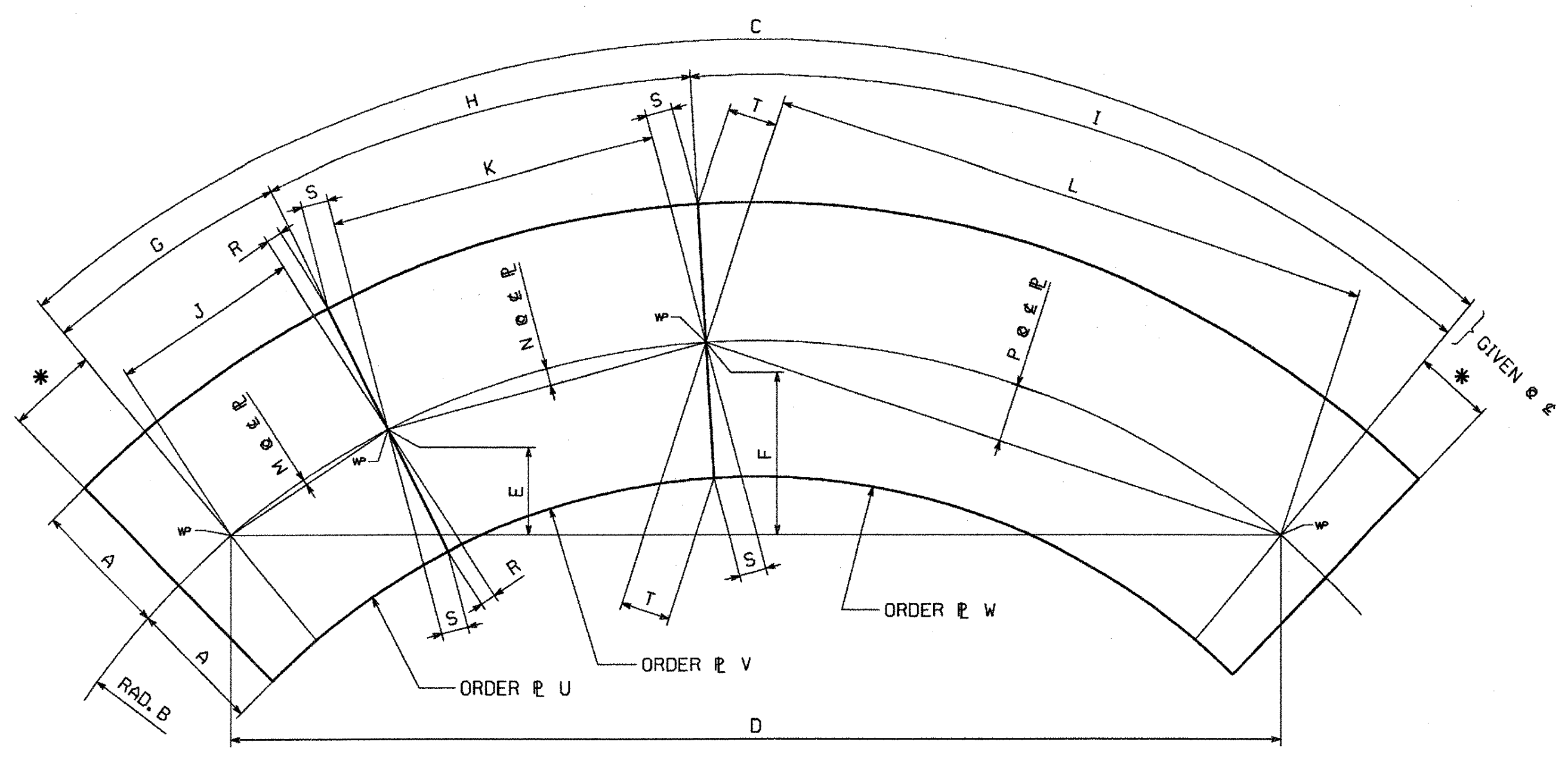
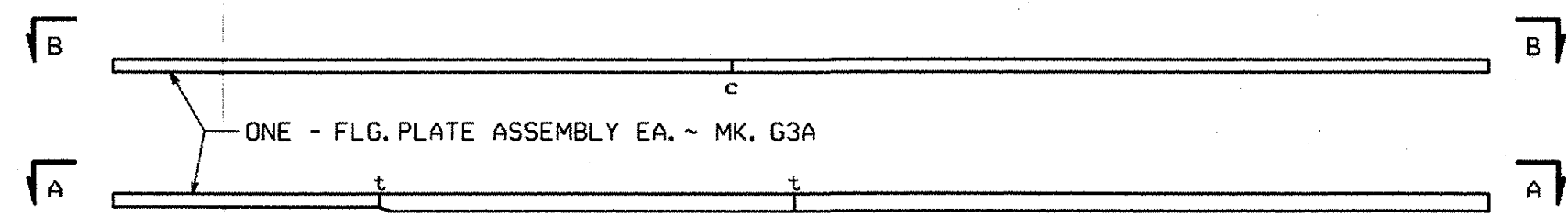
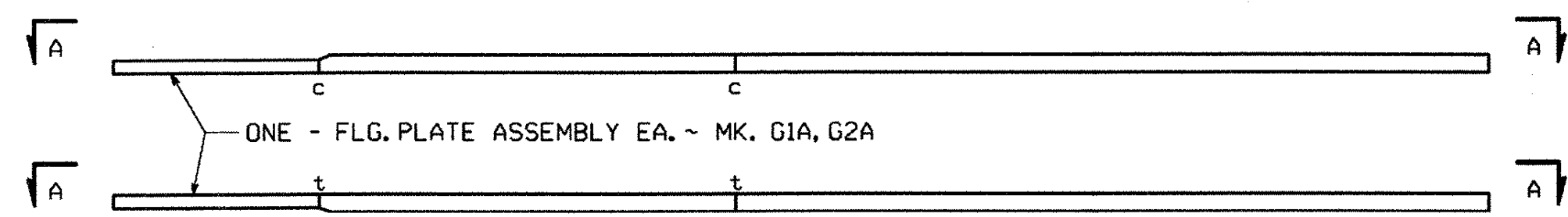


METRIC

1. ALL DIMENSIONS ARE IN MILLIMETERS UNLESS OTHERWISE NOTED.
2. ALL WEIGHTS ARE IN KILOGRAMS.

FED. ROAD DIV. NO.	STATE	FED. AID PROJ. NO.
	VT	



MARK	FLANGE	A	B	C	D	E	F	G	H	I	J	K	L	M	N	P	R	S	T
G1A	TOP	305	105 030	33 239	33 100	667	1300	4970	10 060	18 209	4970	10 056	18 186	29	120	394	7	15	26
G2A	TOP	305	102 515	33 313	33 166	767	1346	5716	10 064	17 533	5715	10 060	17 511	40	123	375	9	15	26
G1A	BOTT.	305	105 030	33 214	33 076	666	1298	4970	10 060	18 184	4970	10 056	18 161	29	120	393	7	15	26
G2A	BOTT.	305	102 515	33 293	33 147	766	1345	5716	10 064	17 513	5715	10 060	17 491	40	123	374	9	15	26
G3A	BOTT.	230	100 000	33 376	33 221	867	1389	6466	10 064	16 846	6465	10 060	16 826	52	127	355	7	12	19

MARK	FLANGE	U	V	W
G1A	TOP	32 x 610 x 5020 (4/16)	45 x 610 x 10 120 [10 060] (4/7)	45 x 610 x 18 260 (4/5)
G2A	TOP	32 x 610 x 5760 (4/14)	45 x 610 x 10 120 [10 064] (4/7)	45 x 610 x 17 600 (4/6)
G1A	BOTT.	32 x 610 x 5020 (T) (4/15)	65 x 610 x 10 120 [10 060] (T) (4/3)	65 x 610 x 18 240 (T) (4/1)
G2A	BOTT.	32 x 610 x 5760 (T) (4/13)	65 x 610 x 10 120 [10 064] (T) (4/3)	65 x 610 x 17 580 (T) (4/2)
G3A	BOTT.	25 x 460 x 6500 (T) (4/23)	32 x 460 x 10 120 [10 064] (T) (4/18)	32 x 460 x 16 900 (T) (4/17)

- Reviewed
- Rejected
- Furnish as Corrected
- Revise and Resubmit
- Submit Specified Item

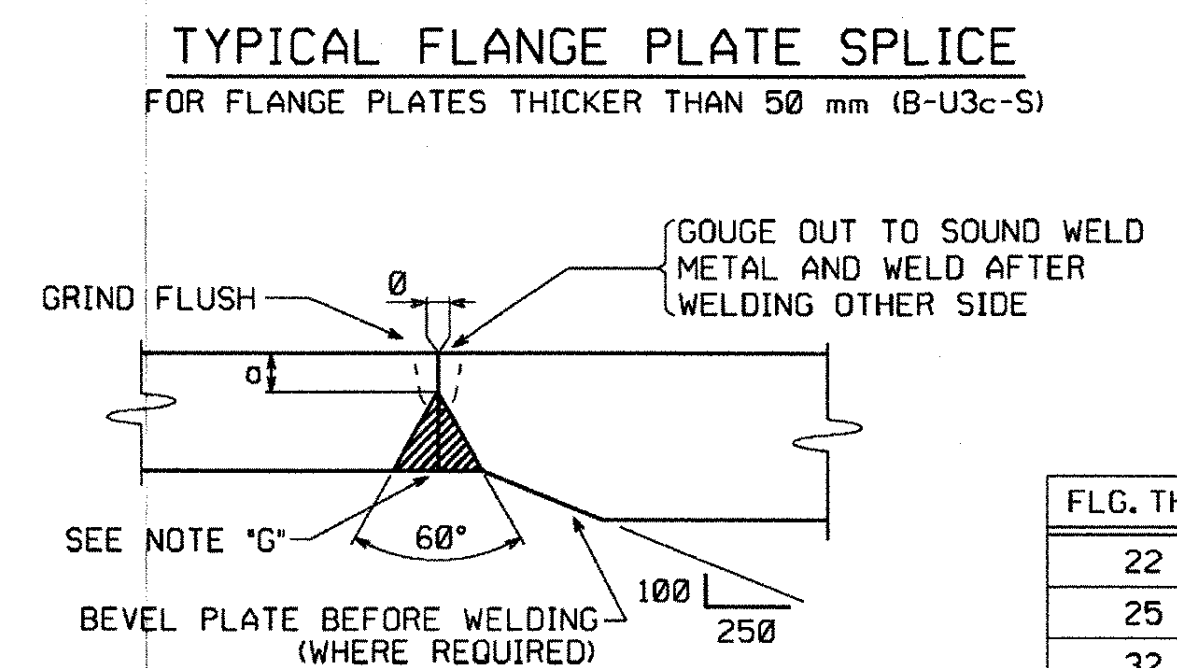
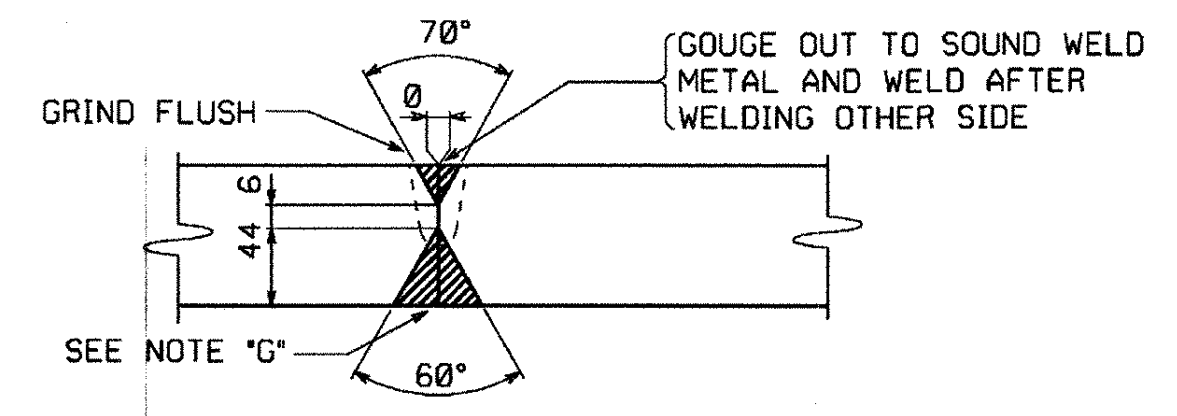
This review is only for general conformance with the design concept and the information given in the Construction Documents. Corrections or comments made on the shop drawings during this review do not relieve the contractor from compliance with the requirements of the plans and specifications. Review of a specific item shall not include review of an assembly of which the item is a component. The Contractor is responsible for dimensions to be certified and correlated at the project information that pertains solely to the fabrication process or to the means, methods, techniques, sequences and procedures of construction; coordination of the Work with that of all other trades and performing all work in a safe and satisfactory manner.

McFarland-Johnson, Inc.
Date: 6/15/05
By: [Signature]

VT TRANS RECEIVED
OK'D BY: [Signature]
JUN 03 2005
RESUBMIT _____ APPROVED _____
BY: _____ DATE: _____

NOTES:

- FOR GENERAL SHOP NOTES, SEE DRAWING GNI.
- (T) INDICATES PLATES THAT REQUIRE CHARTY V-NOTCH TEST.
- DIMENSIONS SHOWN THUS: [10 060] ARE THE ACTUAL DIMENSIONS THAT WILL APPEAR ON THE GIRDER DETAIL DRAWINGS.
- THE LETTERS 't' & 'c' AT FLANGE SPLICES INDICATE TENSION AND COMPRESSION SPLICES RESPECTIVELY.
- ALL SPLICES MARKED 't' TO BE RADIOGRAPHICALLY TESTED 100%.
- ALL SPLICES MARKED 'c' TO BE RADIOGRAPHICALLY TESTED 25%.
- ARC DIMENSIONS ARE GIVEN TO ENDS OF PLATES AS DETAILED ON GIRDER DETAILS.
- * INDICATES FLANGE OVER RUN THAT IS TO BE TRIMMED AFTER FLANGE IS WELDED TO WEB.
- WORK THIS DRAWING WITH DRAWINGS FS2 & FS3.



FLG. THK.	a
22	7
25	7
32	10
45	13

NOTE "G"
ALL SPLICES MAY HAVE A MAXIMUM REINFORCEMENT OF 3 mm. GRIND SMOOTH AT SPLICES THAT ARE TO BE TESTED AND ALL BOTTOM FLANGE SPLICES.

NO.	REVISION	BY	DATE

1770 Hempstead Road
Lancaster, PA 17605-0008
Phone 717/299-5211

HIGH STEEL STRUCTURES, INC.
A Division of High Industries, Inc.

FLANGE SPLICE DETAILS
U.S. RTE. 5 (BRIDGE #50) OVER LULLS BROOK
U.S. RTE. 5 STA. 3+080.77 TO STA. 3+123.110
TOWN OF HARTLAND
WINDSOR COUNTY, VERMONT
STATE OF VERMONT, AGENCY OF TRANSPORTATION

STATE CONTRACT OR REF. NO. PROJECT NO. BRS-0113(22)
CONTRACTOR MILLER CONSTRUCTION, INC. MADE BY: 2087 CHK'D BY: MGK DATE: 4/15/05
IN CHARGE: GLIDDEN (IH) CONTRACT NUMBER: VT-05017-1 DRAWING NUMBER: FS1 OF FS3