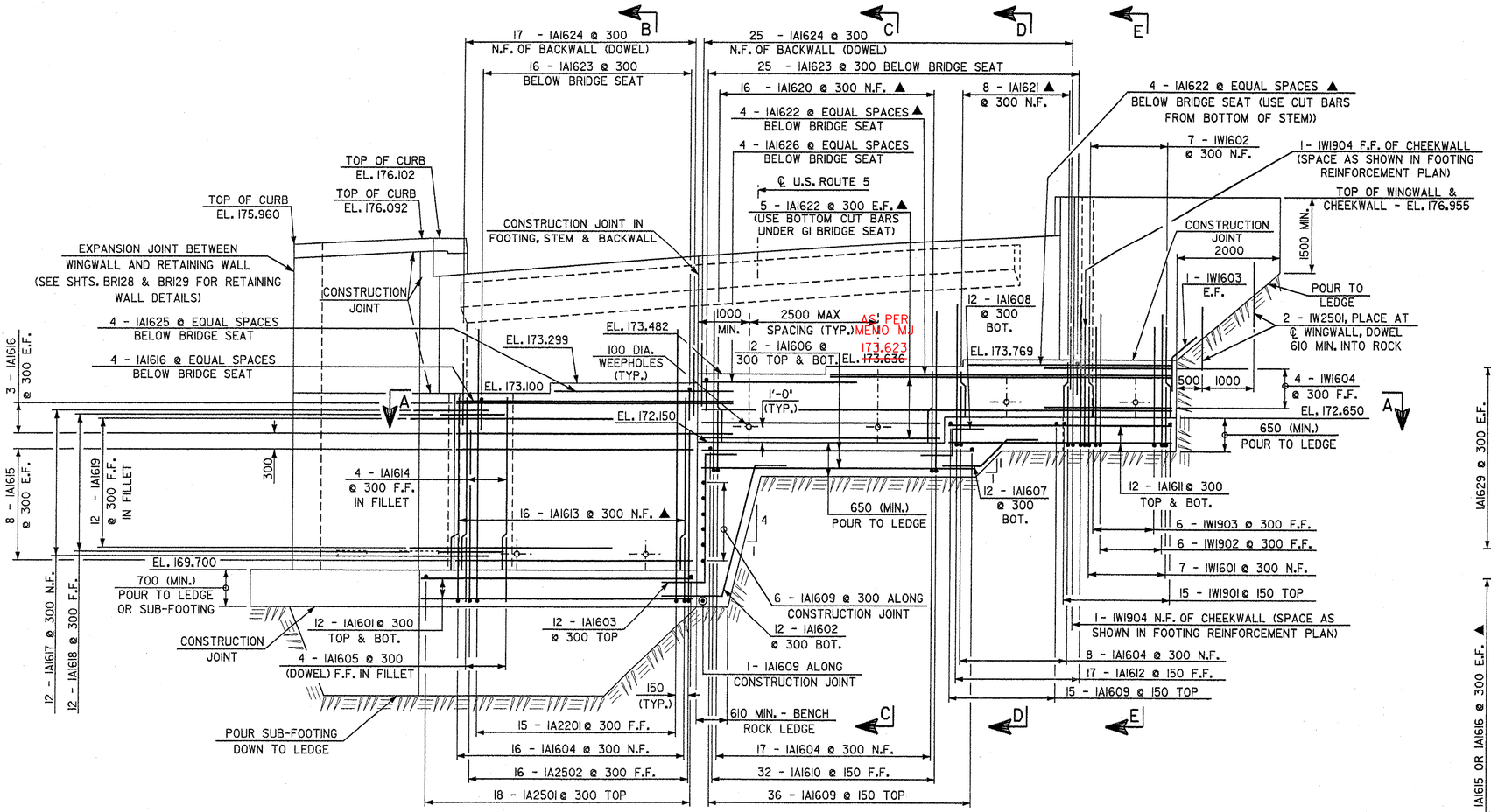

ABUTMENT NO. 1 ELEVATION

0 1000 2000 4000
SCALE IN MILLIMETERS

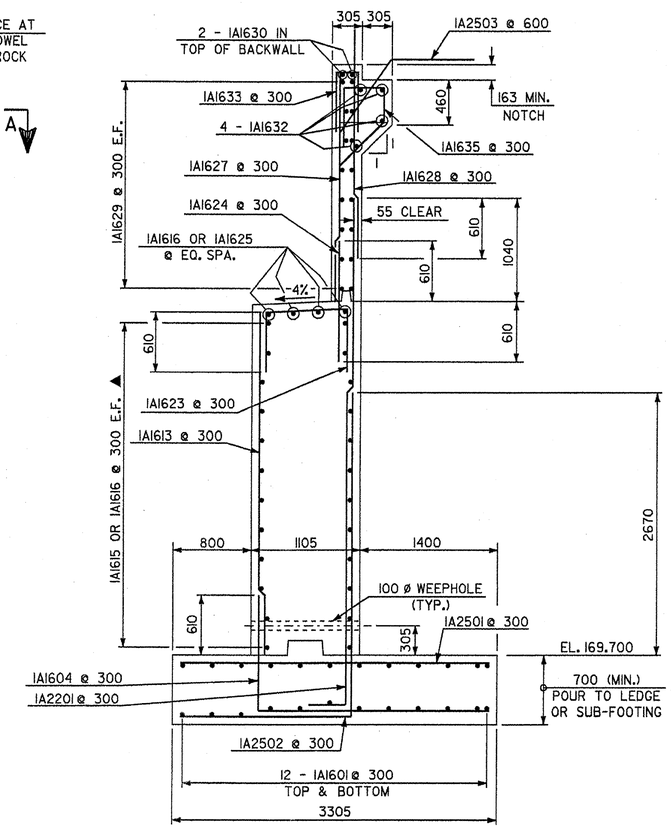

SECTION B-B AT ABUTMENT NO. 1

0 500 1000 2000
SCALE IN MILLIMETERS

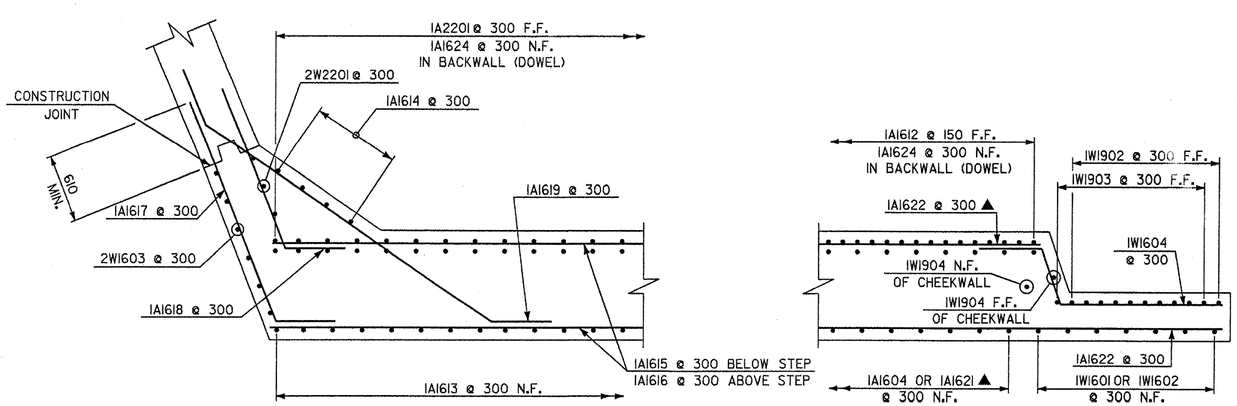

SECTION A-A

0 500 1000 2000
SCALE IN MILLIMETERS

NOTES:

N.F. - NEAR FACE
F.F. - FAR FACE
E.F. - EACH FACE
REINFORCING COVER 80 CLEAR ON ALL FACES
EXCEPT WHERE NOTED.
MINIMUM LAP LENGTH FOR HORIZONTAL #16 BARS
IS 610 UNLESS NOTED OTHERWISE.
▲ - CUT TO FIT IN FIELD
FOR SECTIONS C-C & D-D, SEE SHEET BRI26.
FOR SECTIONS E-E, SEE SHEET BRI25.

STATE OF VERMONT
AGENCY OF TRANSPORTATION

Town Of HARTLAND	Bridge No. 60
	Log Sta.
Highway No. U.S. ROUTE 5	Surv. Sta.
U.S. ROUTE 5 OVER LULLS BROOK	
ABUT. NO. 1 ELEVATION AND SECTIONS	
Designed By S. BAKI	Drawn By W. GAYNOR
Checked By S. BAKI Date	Bridge Design Supervisor J. MIECZKOWSKI Date
PROJECT HARTLAND	PROJECT NO. BRS No. 0113(22)
I.G.C. Info. M:\145620\VAOT Hartland\struct\zf204ami.dgn	
Bridge Sheet No. BRI22	Sheet 57 of 86