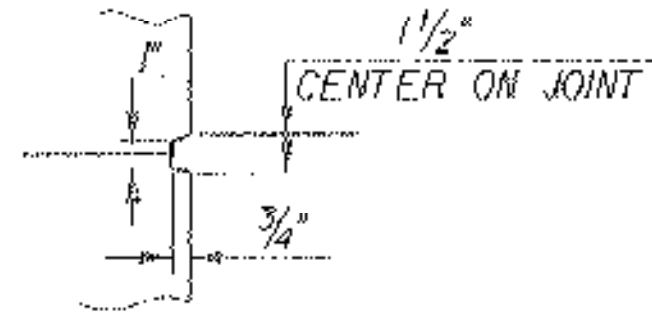
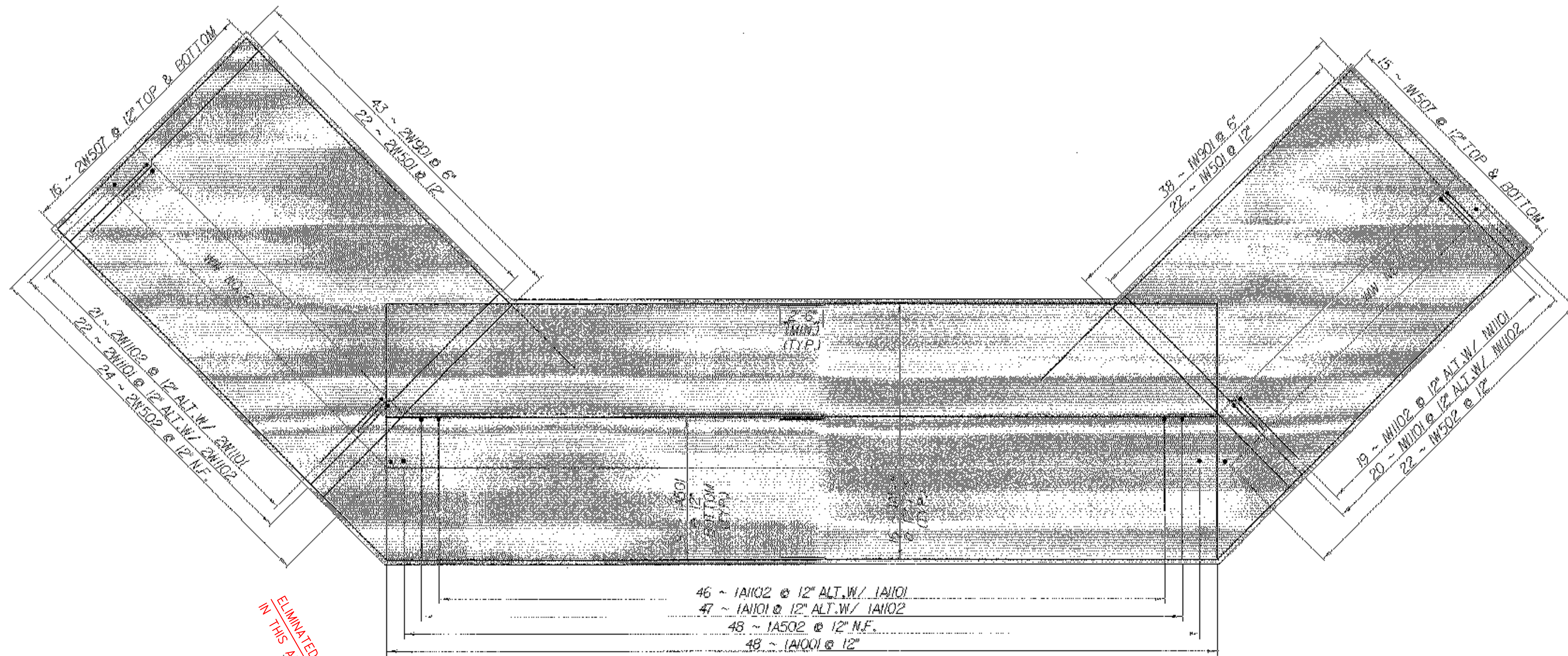


SPECIAL CONCRETE CONSTRUCTION JOINT
NTS

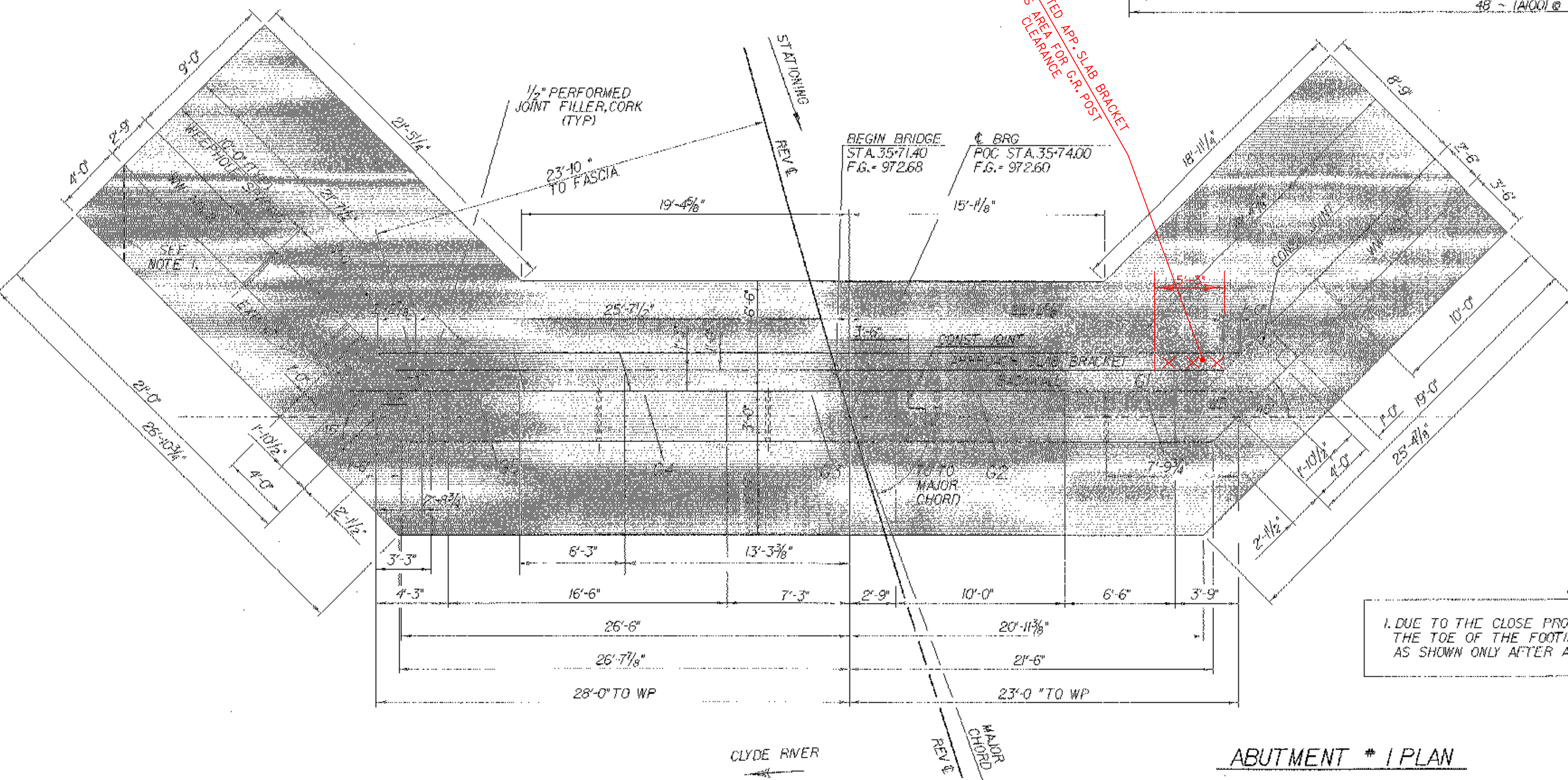


SCORE MARK DETAIL
NTS



ABUTMENT #1
FOOTING REINFORCING PLAN

ELIMINATED APP. SLAB BRACKET
IN THIS AREA FOR G.R. POST



ABUTMENT #1 PLAN

NOTES

1. DUE TO THE CLOSE PROXIMITY OF AN EXISTING WATERLINE, THE TOE OF THE FOOTING FOR WINGWALL #2 MAY BE CLIPPED AS SHOWN ONLY AFTER APPROVAL OF THE RESIDENT ENGINEER.

NOTE:

- NF - NEAR FACE
- FF - FAR FACE
- EF - EACH FACE
- ▲ - CUT TO FIT IN FIELD
- 3' CLR. UNLESS OTHERWISE SPECIFIED ON THE PLANS.

ABUTMENT 1
PLANS

STATE OF VERMONT AGENCY OF TRANSPORTATION	
Town Of DERBY	Bridge No. 64
Highway No. VT 105	Log Sta. CLYDE RIVER
VT 105 OVER THE CLYDE RIVER	
ABUTMENT 1 PLANS	
Designed By M. FOWLER	Drawn By R. PELLETT
Checked By M. EVANS-MONGEON	Bridge Design Supervisor C. KELLER
PROJECT DERBY	PROJECT NO. BRF 034 3(14)
I.G.C. Info. / 78129 / Structures / of 199 subdgn	8/1998HJ
Bridge Sheet No.	Sheet 72 of 127