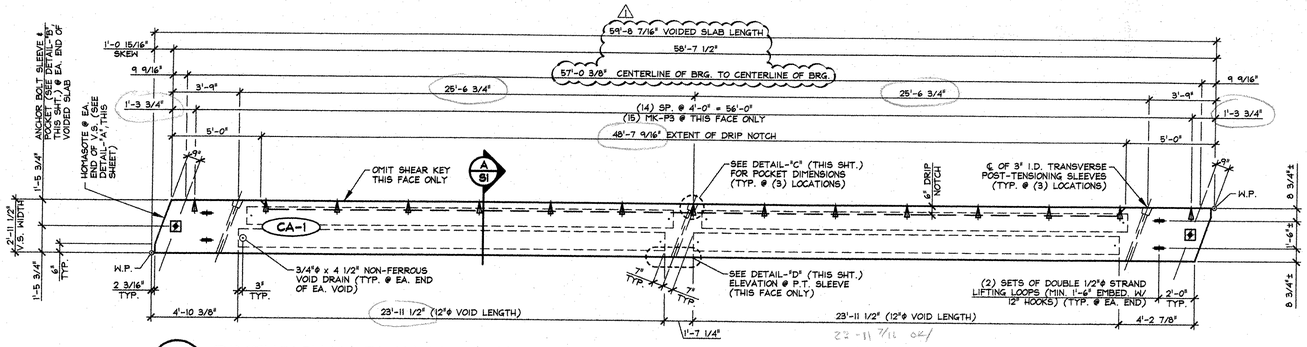

1/S1 DIMENSIONAL PLAN VIEW IN FORM
1/4" = 1'-0"

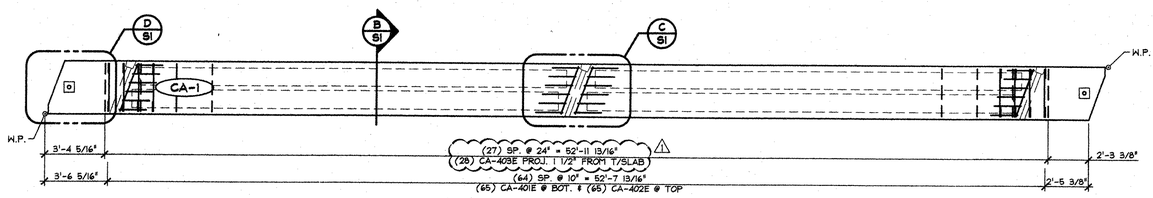

2/S1 REINFORCING PLAN VIEW IN FORM
1/4" = 1'-0"

SHOP NOTE:
ADJUST REINFORCING SPACING AS REQUIRED TO CLEAR P.T. SLEEVES, INSERTS, ETC.

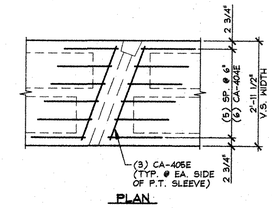

PLAN

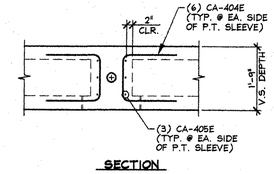

SECTION

C/S1 TENDON REINF. DETAIL
1/2" = 1'-0"

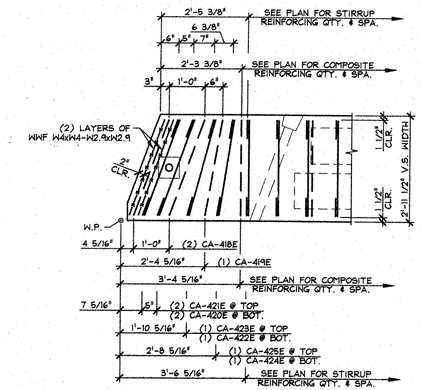

PLAN

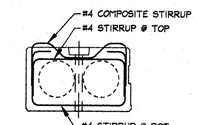

NOTE:
WWF MESH NOT SHOWN FOR CLARITY.

SECTION

D/S1 END BLOCK REINF. DETAIL
1/2" = 1'-0"

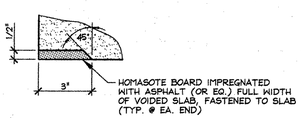

DETAIL - "A"
3" = 1'-0"

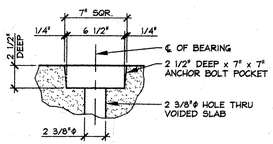

DETAIL - "B"
1 1/2" = 1'-0"

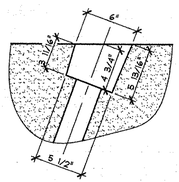

DETAIL - "C"
1 1/2" = 1'-0"

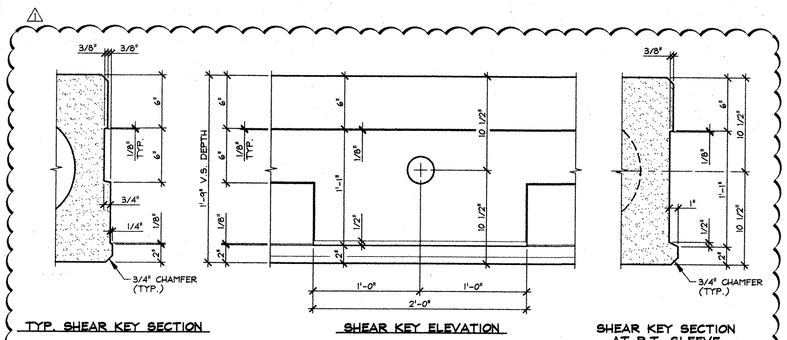

TYP. SHEAR KEY SECTION
SHEAR KEY ELEVATION
SHEAR KEY SECTION AT P.T. SLEEVE

DETAIL - "D"
1 1/2" = 1'-0"

MARK: CA-1	QTY.: 2	WT.: 16.72 T	VOL.: 8.26 cy

MATERIAL LIST / VOIDED SLAB

ITEM	MARK	DESCRIPTION	QTY.
1	401E	#4 BENT BAR (EPOXY COATED)	65
2	402E	#4 BENT BAR (EPOXY COATED)	65
3	403E	#4 BENT BAR (EPOXY COATED) △1	(28)
4	404E	#4 BENT BAR (EPOXY COATED)	24
5	405E	#4 x 2'-9 1/2" (EPOXY COATED)	12
6	418E	#4 BENT BAR (EPOXY COATED)	4
7	419E	#4 BENT BAR (EPOXY COATED)	2
8	420E	#4 BENT BAR (EPOXY COATED)	4
9	421E	#4 BENT BAR (EPOXY COATED)	4
10	422E	#4 BENT BAR (EPOXY COATED)	2
11	423E	#4 BENT BAR (EPOXY COATED)	2
12	424E	#4 BENT BAR (EPOXY COATED)	2
13	425E	#4 BENT BAR (EPOXY COATED)	2
14		WWF W4xW4-W2.9xW2.9 [1'-5" x 2'-9 1/2"] (E.C.)	4
15	MK-P3	DAYTON C-24 TYPE 4-APR PRESS-STEEL PRECAST HALF HANGER (GALV.)	15
16		(12"φ x 23'-11 1/2" VOID) △1	4
17		3/4"φ x 4 1/2" NON-FERROUS VOID DRAINS	8
18		DOUBLE 1/2"φ STRANDS LIFTING LOOPS	4
19			

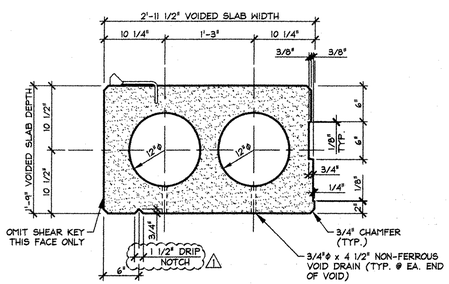

A/S1 DIMENSIONAL SECTION
1" = 1'-0"

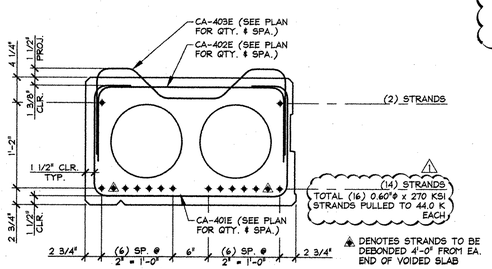

△1 DENOTES STRANDS TO BE DEBONDED 4'-0" FROM EA. END OF VOIDED SLAB

B/S1 REINFORCING SECTION
1" = 1'-0"

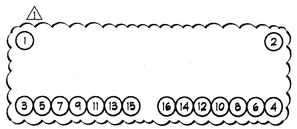

DETENSIONING SCHEDULE
N.T.S.

△1 6-11-07 REVISED AS NOTED

APPROVAL STAMP:

RECEIVED
CK'D BY THL OK'D BY CMC
06/13/07
JUN 1 1 2007
RESUBMIT ____ APPROVED ✓
BY RRC DATE 6/14/07

J.P. CARRARA & SONS INC.
Precast & Prestress Manufacturer
2464 CASE STR., MIDDLEBURY, VERMONT 05753 Phone:(802)388-6361 Fax:(802)388-9010

FRANK WHITCOMB CONSTRUCTION
CONTRACTOR
WALPOLE, NEW HAMPSHIRE

STATE OF VERMONT A.O.T.
COUNTY OF RUTLAND

TOWN OF CASTLETON
VERMONT ROUTE 4A
BRIDGE NO.: 8 PROJECT NO.: RS 0142(10)

P/S VOIDED SLAB DETAILS

DATE: MAY 15, 2007
SCALE: NOTED
CHKD: - DFTM: B.L.
JOB NO: 23256-07
DWG. NO: S1

0711 PCC

F:\VT-Bridges\23256-07 Castleton\23256-S1.dwg, 6/11/2007 9:47:54 AM