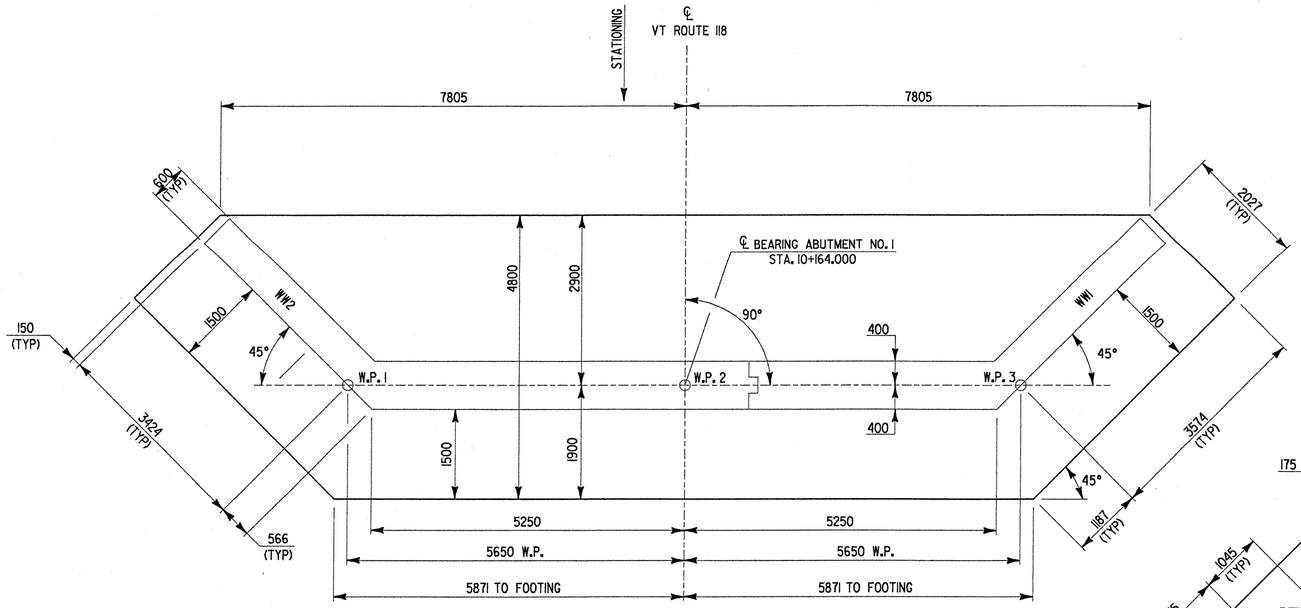

ABUTMENT NO. 1 FOOTING PLAN

0 1 2 3 4 5
SCALE 1:50

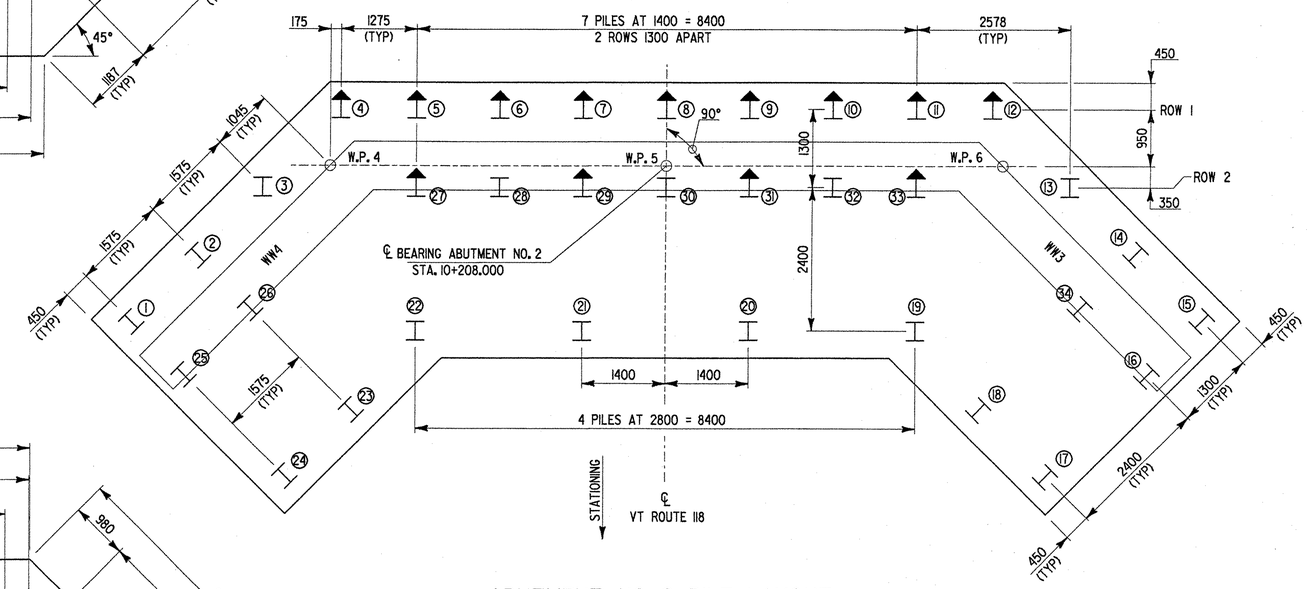

ABUTMENT NO. 2 PILE LAYOUT

0 1 2 3 4 5
SCALE 1:50

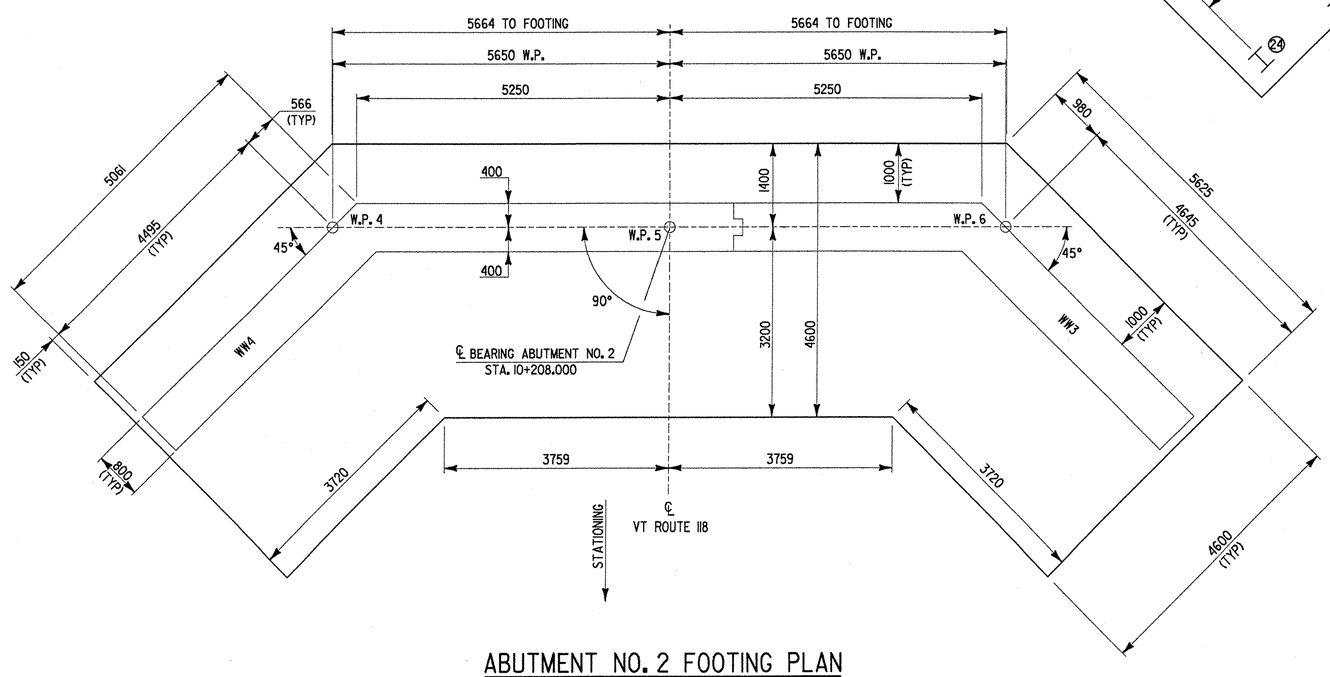

ABUTMENT NO. 2 FOOTING PLAN

0 1 2 3 4 5
SCALE 1:50

- VERTICAL HP 360 X 108 PILE
- 10N 5 BATTERED HP 360 X 108 PILE
- PILE NUMBER

STATE OF VERMONT
AGENCY OF TRANSPORTATION

Town Of BERKSHIRE	Bridge No. 26
Highway No. VT. ROUTE 118	Log Sta. / Surv. Sta.
VT. ROUTE 118 OVER TROUT RIVER	
ABUTMENT NO. 1 & NO. 2 FOOTING LAYOUT	
Designed By S. JOHNSON	Drawn By S. DELIA
Checked By S. JOHNSON — Date 02/00	Bridge Design Supervisor — Date
PROJECT BERKSHIRE	PROJECT NO. BRF-RS 0283(7)
L.G.C. Info. y:\J91456Z\zf184fml.dgn	IPARM:zf184fml1
Bridge Sheet No. BR20	Sheet 59 of 140

78f184/zf184FT1