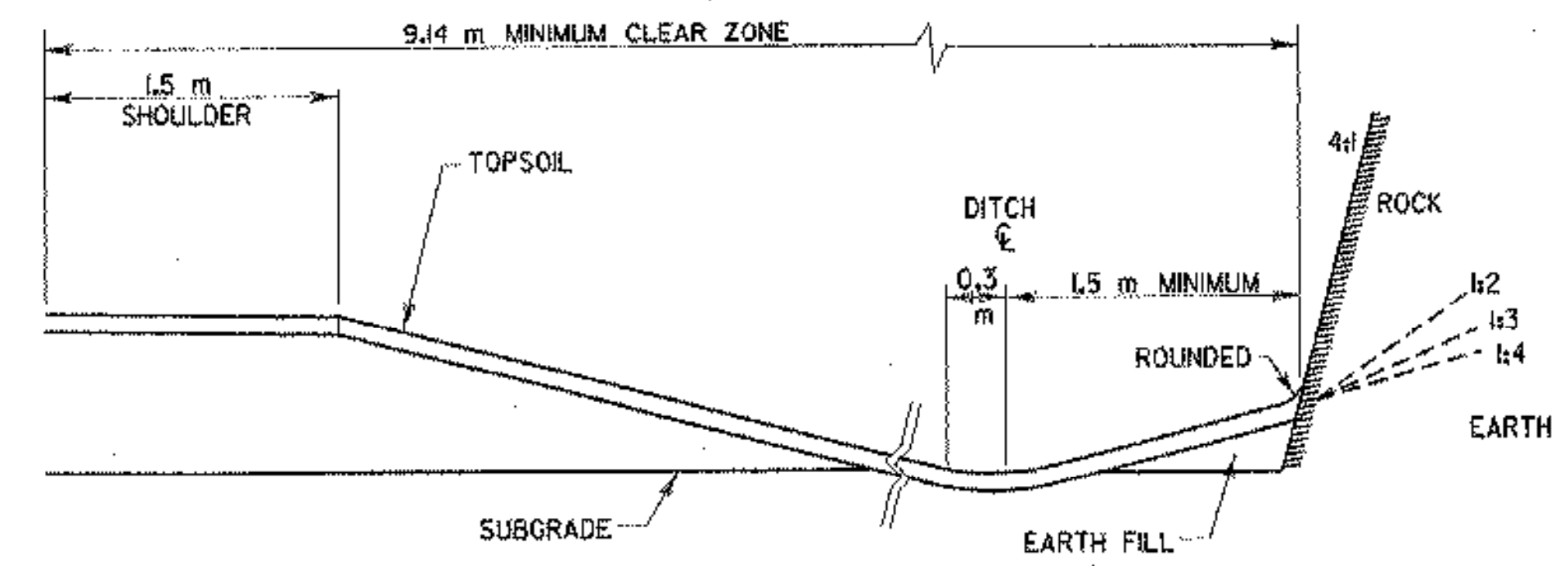
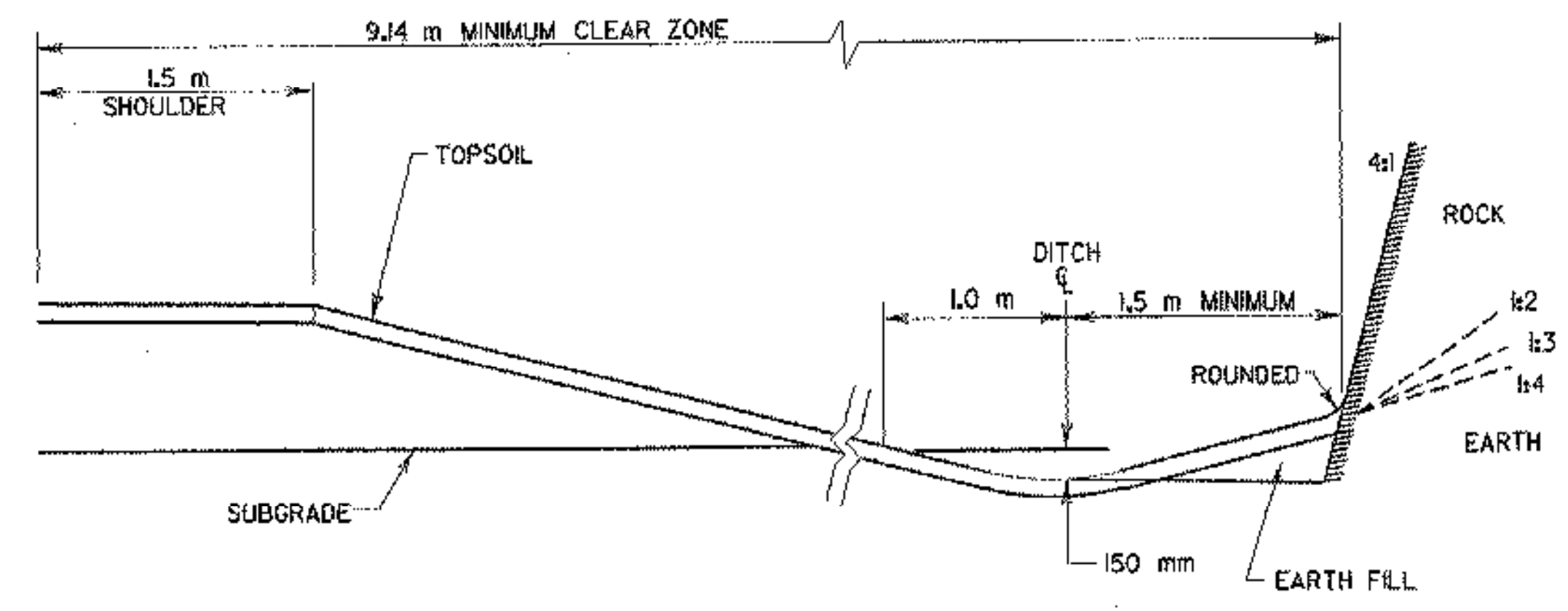
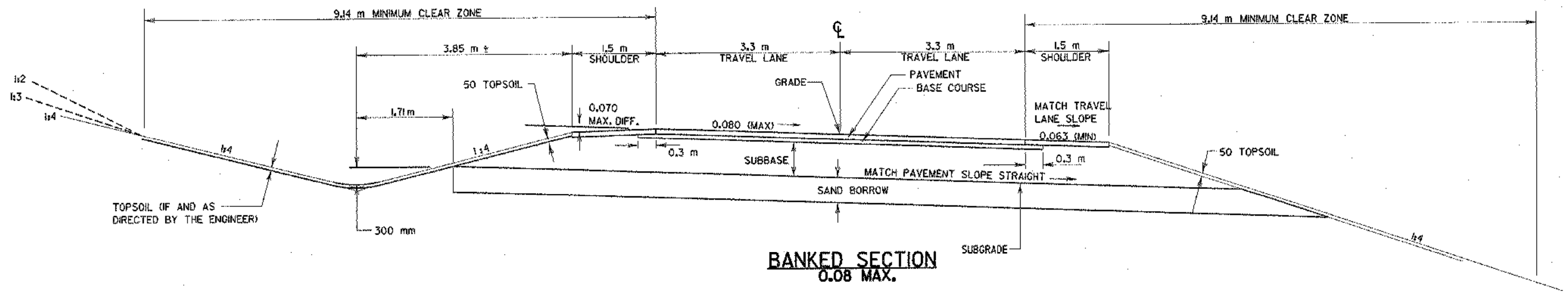


TYPICAL SECTIONS VERMONT ROUTE 118

TRAVEL LANES: ¹¹⁵ SUPERPAVE BITUMINOUS CONCRETE PAVEMENT (40 TYPE III OVER 50 TYPE II)
⁹⁰ BASE COURSE OF BITUMINOUS CONCRETE PAVEMENT (TYPE I, ONE LIFT)
¹⁰⁰ 75 SUBBASE OF CRUSHED GRAVEL (COARSE GRADED)
⁶¹⁰ SAND BORROW
⁴⁶⁰

SHOULDERS: 90 SUPERPAVE BITUMINOUS CONCRETE PAVEMENT



DETAILS OF DITCH AND BACKSLOPE FOR
LOW SIDE OF BANK < 0.042

DETAILS OF DITCH AND BACKSLOPE FOR
LOW SIDE OF BANK ≥ 0.042

ALL DETAILS "N.T.S." (NOT TO SCALE)
ALL DIMENSIONS IN MILLIMETERS EXCEPT AS INDICATED

DATUM	
VERTICAL	NGVD 1929
HORIZONTAL	N/A

TYPICAL SECTIONS	PROJECT:	BERKSHIRE	PROJECT NO.:	BRF-RS 0283(7)
	DESIGN FILE NAME:	0283TRM.DGN	PLOT DATE:	18-FEB-2000
	IPARM FILE NAME:	02837TY2.J	SURVEY DATE:	
	SURVEYED BY:		DRAWN BY:	C. MABY
	SQUAD LEADER:		SHEET:	9 OF 140