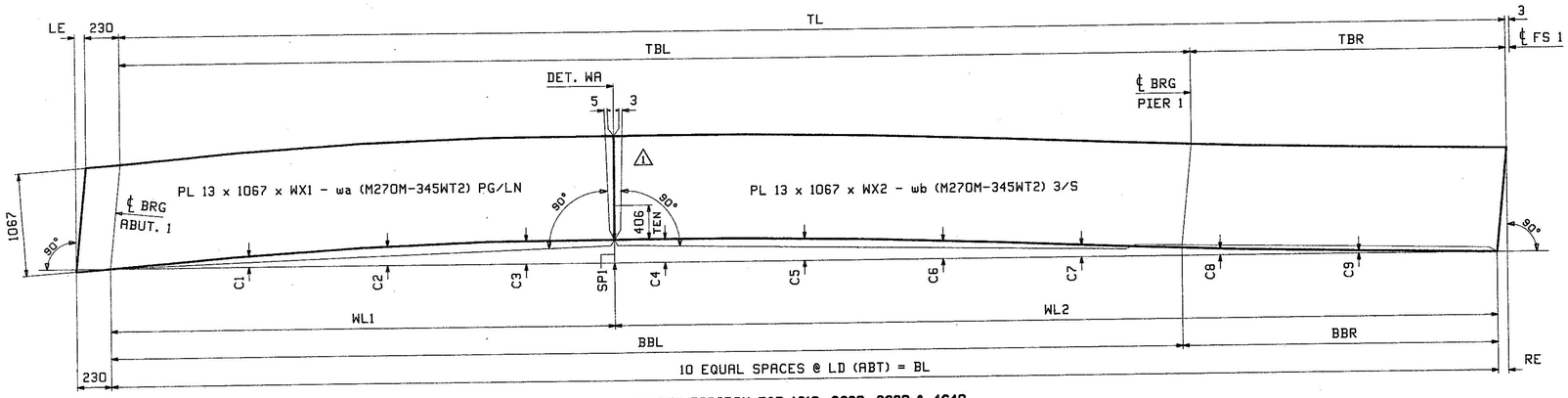

CAMBER DIAGRAM FOR 1G1A, 2G2A, 3G3A & 4G4A

MARK	TL	BL	LE	RE	WL1	WL2	WX1	WX2	SP1	TBL	TBR	BBL	BBR	LD	C1	C2	C3	C4	C5	C6	C7	C8	C9	PG/LN
1G1A	29 636	29 643	9	2	11 496	18 147	11 731	18 150	50	23 670	5966	23 667	5976	2964	22	39	48	49	44	34	22	12	5	3/ A
2G2A	29 080	29 087	9	2	10 939	18 148	11 174	18 151	49	23 225	5855	23 222	5865	2909	22	38	47	49	44	34	22	12	5	3/ E
3G3A	28 523	28 529	9	3	10 382	18 147	10 617	18 150	48	22 781	5742	22 778	5751	2853	22	37	46	48	44	35	23	13	7	3/ J
4G4A	27 966	27 973	10	3	9825	18 148	10 060	18 151	46	22 336	5630	22 334	5639	2797	22	36	44	47	44	35	24	14	7	3/ N

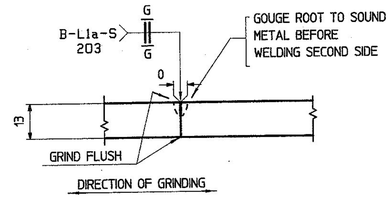

WEB PLATE SPLICE DETAIL "WA"

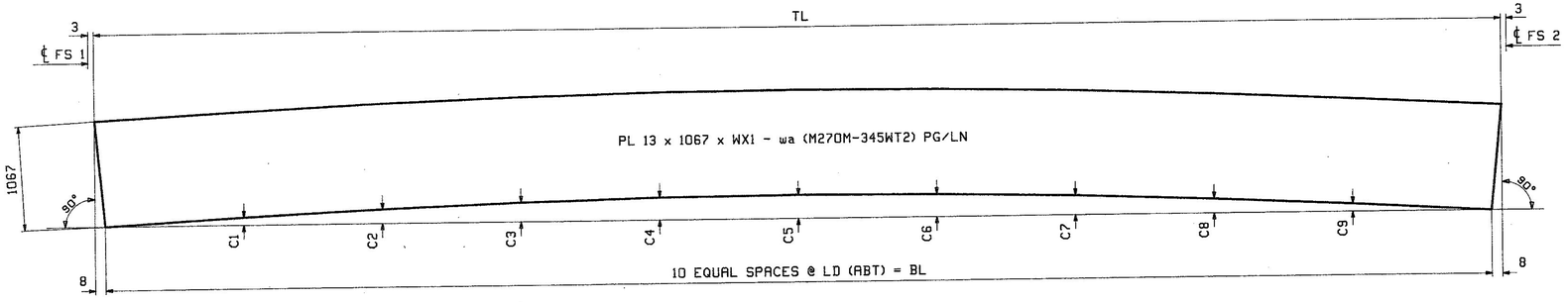

CAMBER DIAGRAM FOR 5G1B, 6G2B, 7G3B & 8G4B

MARK	TL	BL	WX1	LD	C1	C2	C3	C4	C5	C6	C7	C8	C9	PG/LN
5G1B	19 952	19 936	19 952	1994	15	27	37	43	44	43	37	27	15	2/ S
6G2B	19 576	19 560	19 576	1956	14	25	34	40	41	40	34	25	14	2/ U
7G3B	19 201	19 185	19 201	1919	14	26	34	39	41	39	34	26	14	2/ W
8G4B	18 827	18 811	18 827	1881	14	24	32	37	39	38	33	25	14	2/ Y

NOTES:
1. FOR GENERAL NOTES SEE DRAWING GN1.
2. T2 - DENOTES MATERIAL SUBJECT TO CHARPY V-NOTCH TEST AT H FREQ. FOR ZONE 2.

REV.	DATE	REMARKS	DWN	CHK	APVL	SHOP
1	12/18	APPROVAL COMMENTS	CRK	PCP	12/19/12	
0						

MATERIAL:	SURFACE PREP. & PAINT:	HOLES:	SHOP BOLTS:
M270M-345WT2	SEE GN1	AS NOTED	AS NOTED

DESCRIPTION: CAMBER DIAGRAMS

CASCO BAY STEEL STRUCTURES, INC.
1 WALLACE AVE. PHONE (207) 780-6722
SOUTH PORTLAND, ME 04106 FAX. (207) 780-6726
TENSOR 3146

STRUCTURE: VT ROUTE 108, BRIDGE #21
MAJOR COLLECTOR
TOWN OF CAMBRIDGE
COUNTY OF LAMOILLE, VERMONT

DRAWN:	DATE:
CRK	10/03
CHKD: RLA	DATE: 10/03

LOCATION: CAMBRIDGE, VERMONT
PROJ NO. BRF 027-1(4)
CUSTOMER: A. L. ST. ONGE CONTRACTING

JOB NO. 524
DWG NO. C1
REV. 1

VTrans Received CKD ___ DWN BY ___
DEC 28 2012
Republic APPROVED BY ___ DATE 1/05/13