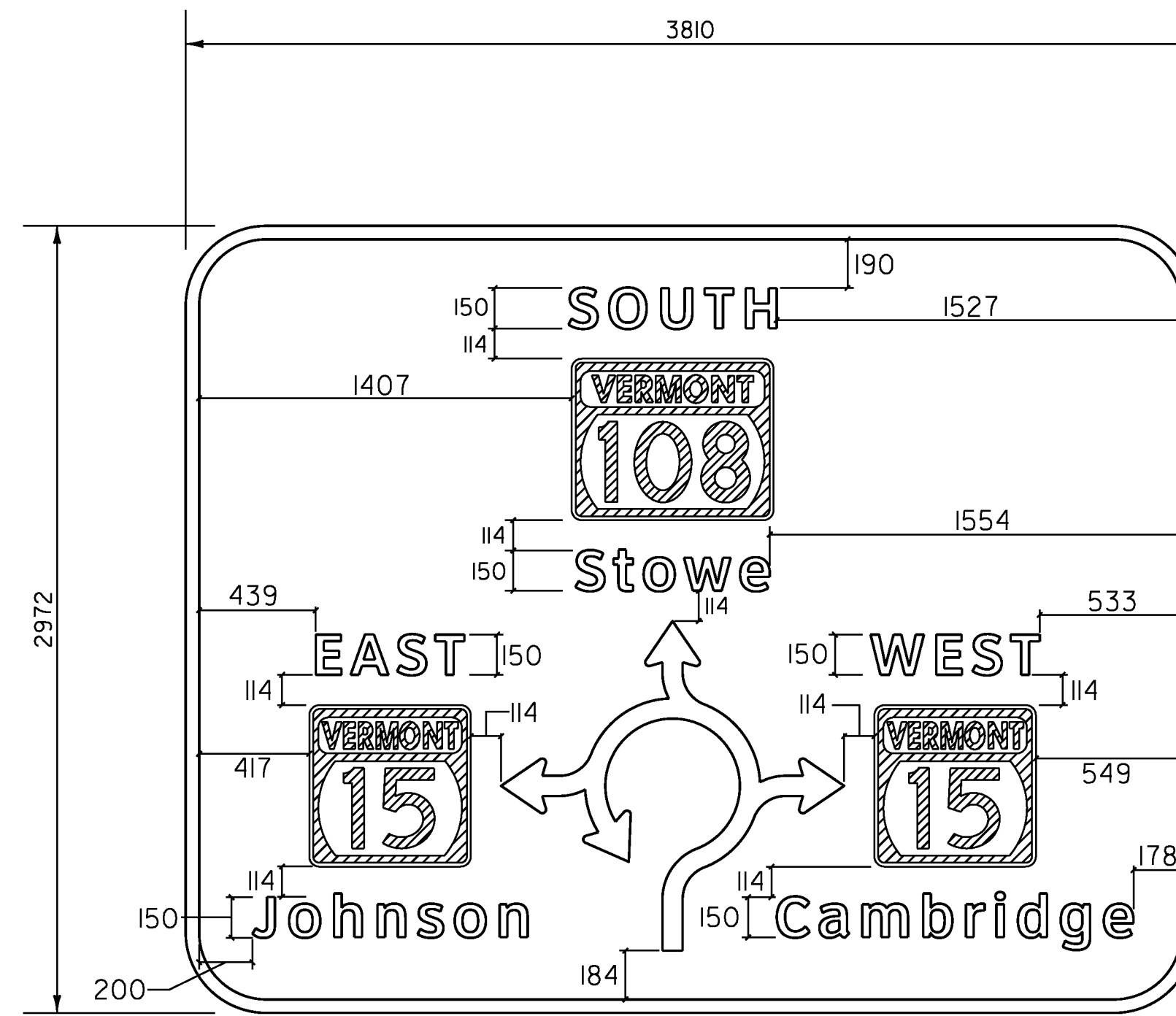



| | |
|----------------|--|
| SIGN NUMBER | GS-1 |
| WIDTH x HEIGHT | 3810 x 2972 (150" x 117") (12.5' x 9.75') |
| BORDER WIDTH | 50 (2") |
| CORNER RADIUS | 300 (12") |
| BACKGROUND | TYPE: RETROREFLECTIVE COLOR: GREEN |
| LEGEND/BORDER | TYPE: REFLECTIVE TYPE: WHITE SERIES: CLEARVIEW HWY 5W |

| SYMBOL | X** | Y** | WID* | HT* |
|------------|------|------|------|------|
| MI-6(15) | 2062 | 2165 | 600 | 600 |
| MI-6(108A) | 919 | 857 | 750 | 600 |
| MI-6(108B) | 3205 | 857 | 750 | 600 |
| RDA-AR-ALL | 2062 | 857 | 1295 | 1245 |

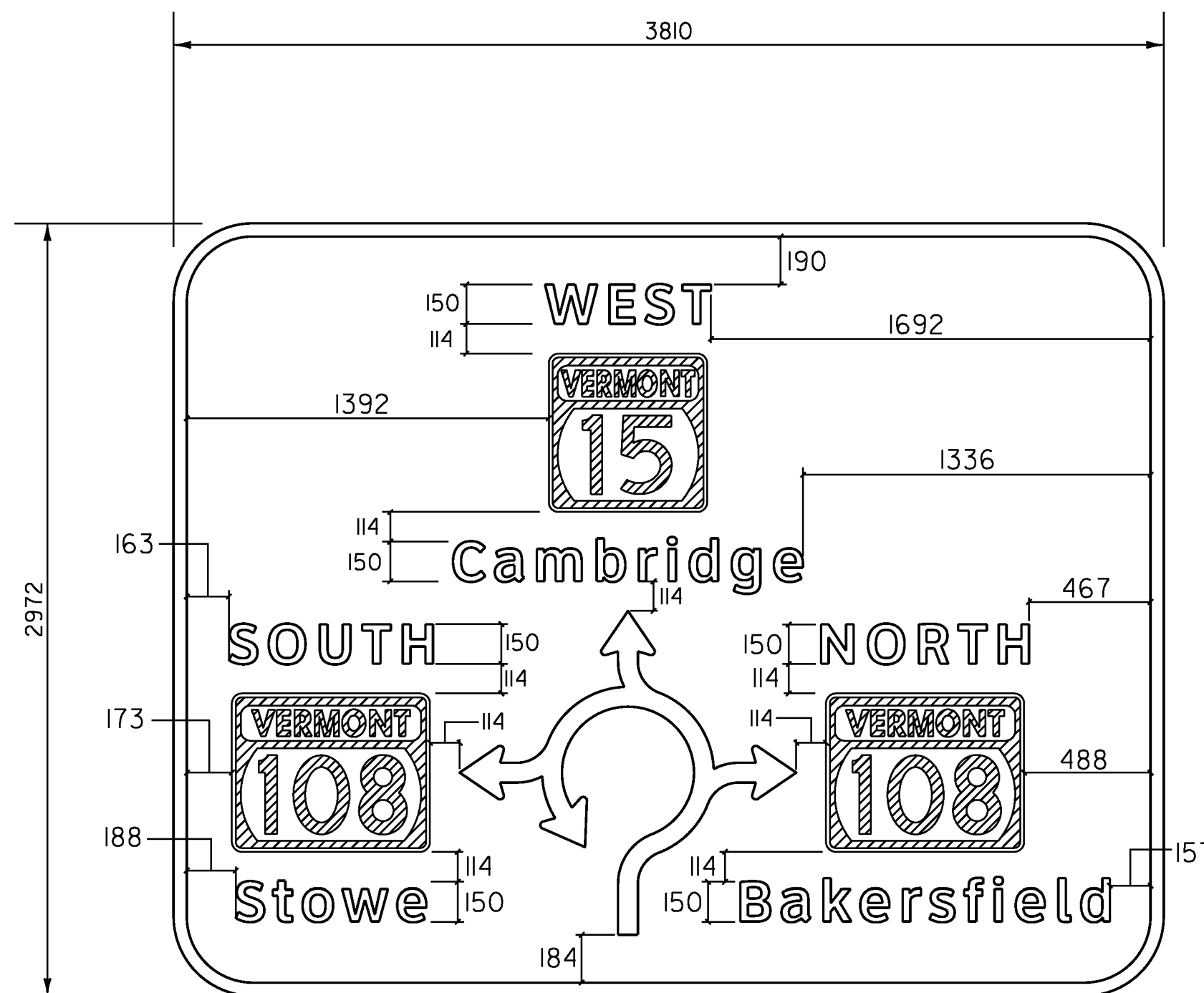
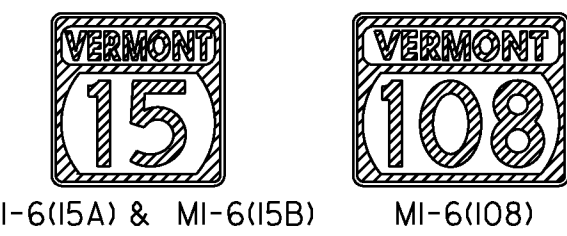
*DIMENSIONS IN MILLIMETERS
**XY COORDINATES 0,0 IS AT BOTTOM-LEFT



| | |
|----------------|--|
| SIGN NUMBER | GS-4 |
| WIDTH x HEIGHT | 3810 x 2972 (150" x 117") (12.5' x 9.75') |
| BORDER WIDTH | 50 (2") |
| CORNER RADIUS | 300 (12") |
| BACKGROUND | TYPE: RETROREFLECTIVE COLOR: GREEN |
| LEGEND/BORDER | TYPE: REFLECTIVE TYPE: WHITE SERIES: CLEARVIEW HWY 5W |

| SYMBOL | X** | Y** | WID* | HT* |
|------------|------|------|------|------|
| MI-6(15A) | 772 | 857 | 600 | 600 |
| MI-6(15B) | 2906 | 857 | 600 | 600 |
| MI-6(108) | 1839 | 2165 | 750 | 600 |
| RDA-AR-ALL | 1839 | 857 | 1295 | 1245 |

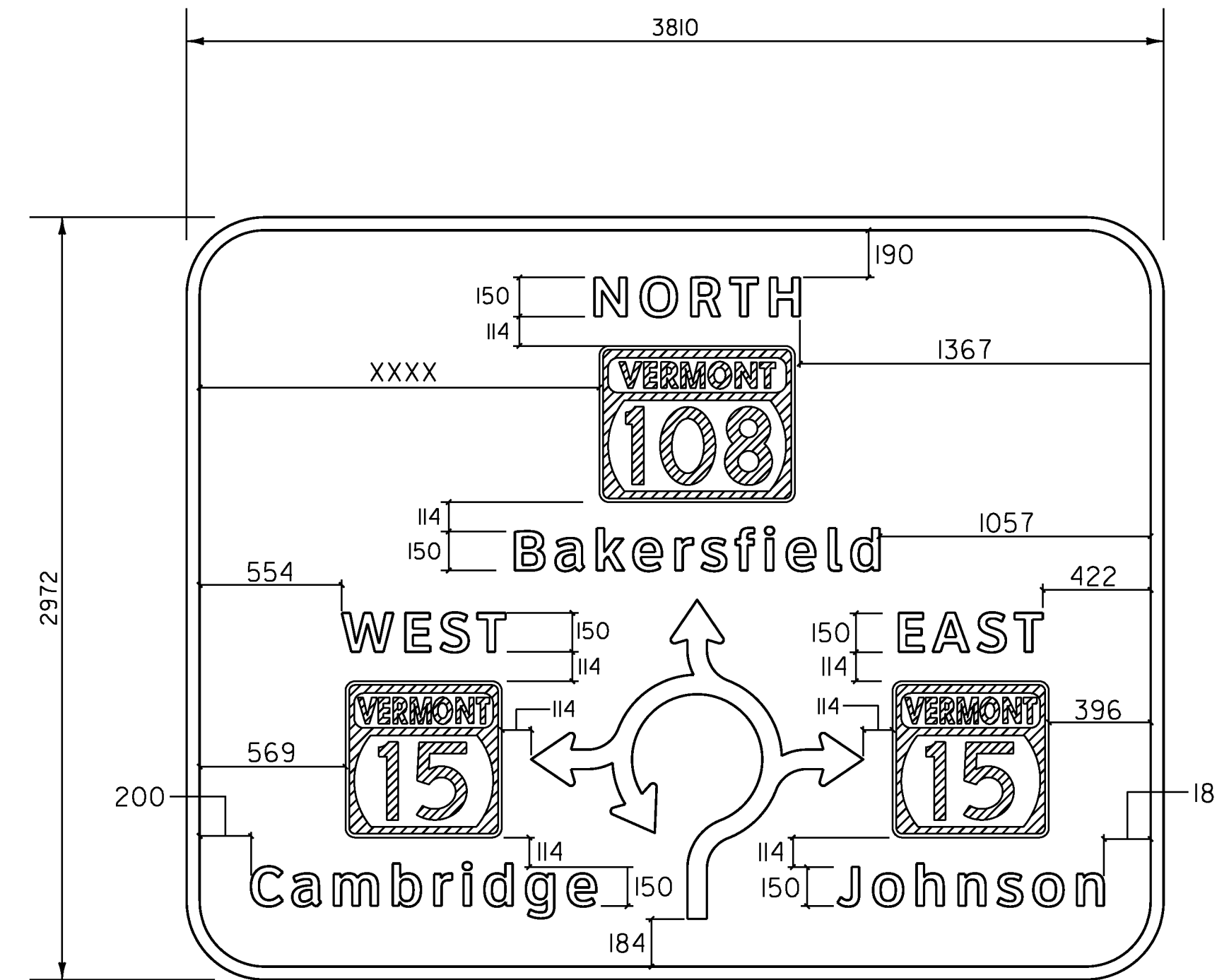

*DIMENSIONS IN MILLIMETERS
**XY COORDINATES 0,0 IS AT BOTTOM-LEFT



| | |
|----------------|--|
| SIGN NUMBER | GS-2 |
| WIDTH x HEIGHT | 3810 x 2972 (150" x 117") (12.5' x 9.75') |
| BORDER WIDTH | 50 (2") |
| CORNER RADIUS | 300 (12") |
| BACKGROUND | TYPE: RETROREFLECTIVE COLOR: GREEN |
| LEGEND/BORDER | TYPE: REFLECTIVE TYPE: WHITE SERIES: CLEARVIEW HWY 5W |

| SYMBOL | X** | Y** | WID* | HT* |
|------------|------|------|------|------|
| MI-6(15) | 1748 | 2165 | 600 | 600 |
| MI-6(108A) | 605 | 857 | 750 | 600 |
| MI-6(108B) | 2891 | 857 | 750 | 600 |
| RDA-AR-ALL | 1748 | 857 | 1295 | 1245 |

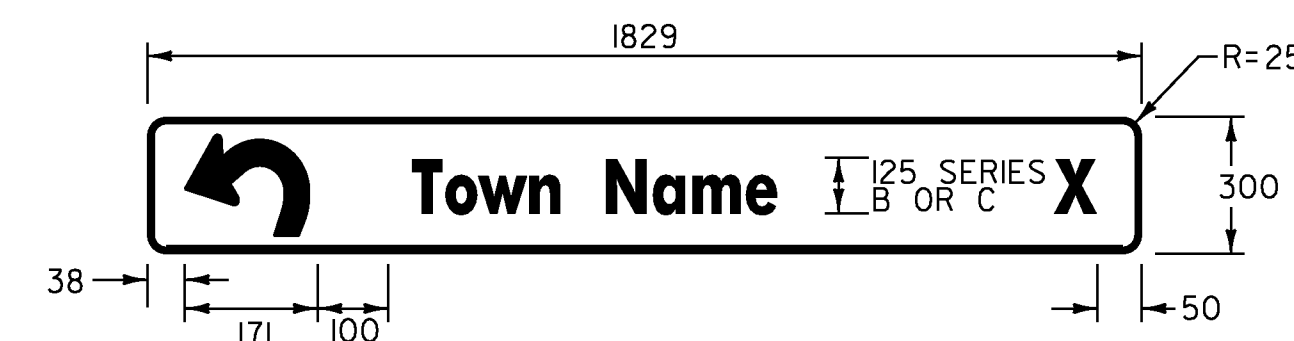
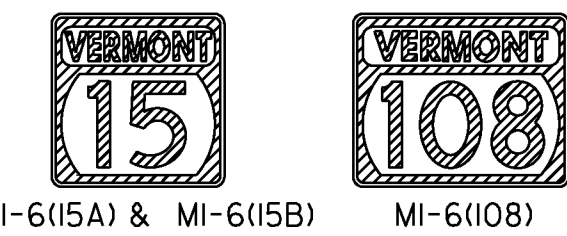
*DIMENSIONS IN MILLIMETERS
**XY COORDINATES 0,0 IS AT BOTTOM-LEFT



| | |
|----------------|--|
| SIGN NUMBER | GS-3 |
| WIDTH x HEIGHT | 3810 x 2972 (150" x 117") (12.5' x 9.75') |
| BORDER WIDTH | 50 (2") |
| CORNER RADIUS | 300 (12") |
| BACKGROUND | TYPE: RETROREFLECTIVE COLOR: GREEN |
| LEGEND/BORDER | TYPE: REFLECTIVE TYPE: WHITE SERIES: CLEARVIEW HWY 5W |

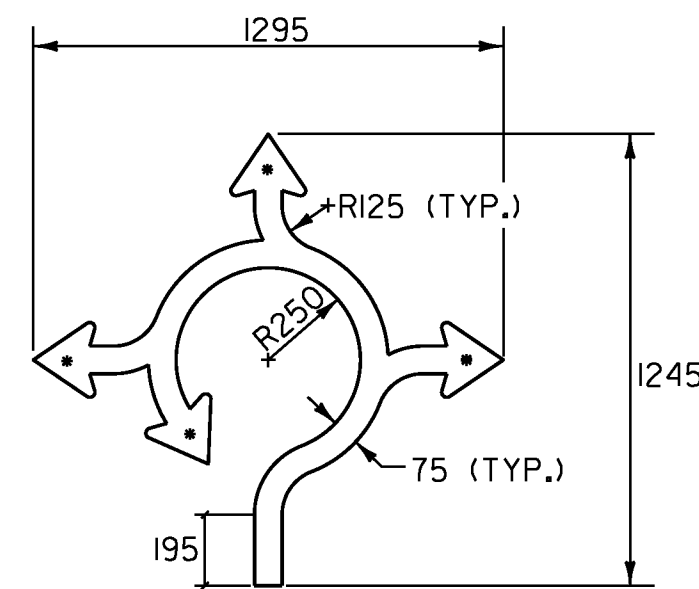
| SYMBOL | X** | Y** | WID* | HT* |
|------------|------|------|------|------|
| MI-6(15A) | 925 | 857 | 600 | 600 |
| MI-6(15B) | 3058 | 857 | 600 | 600 |
| MI-6(108) | 1991 | 2165 | 750 | 600 |
| RDA-AR-ALL | 1991 | 857 | 1295 | 1245 |

*DIMENSIONS IN MILLIMETERS
**XY COORDINATES 0,0 IS AT BOTTOM-LEFT



ROUNDAABOUT DESTINATION BOARD


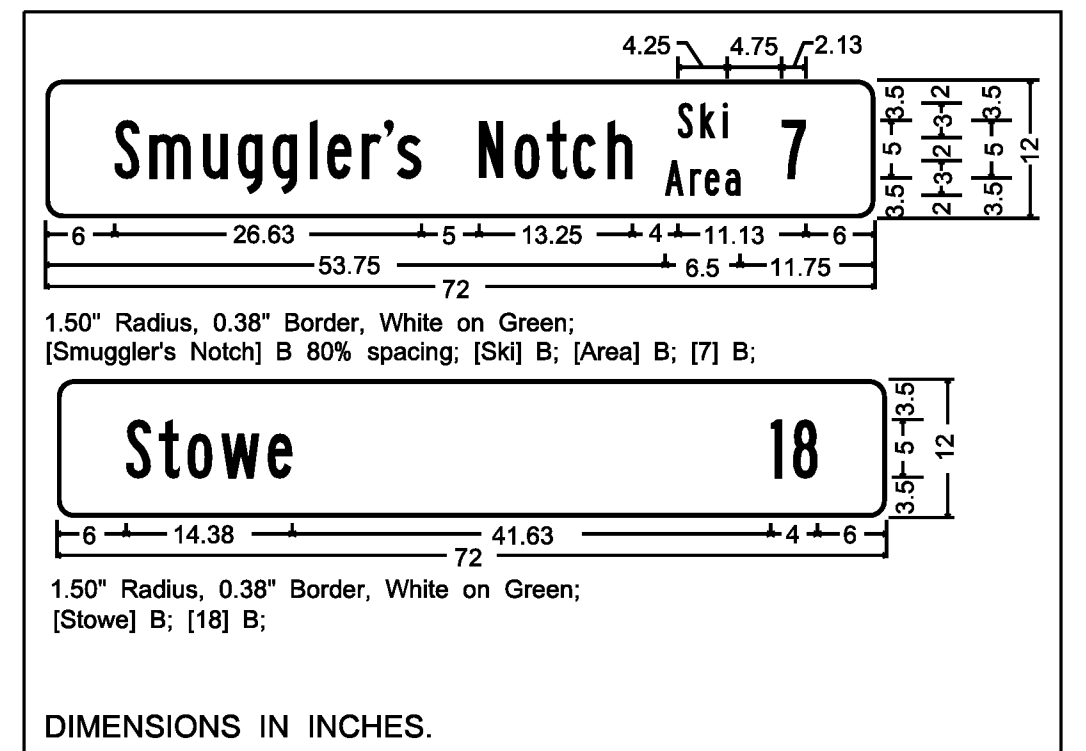
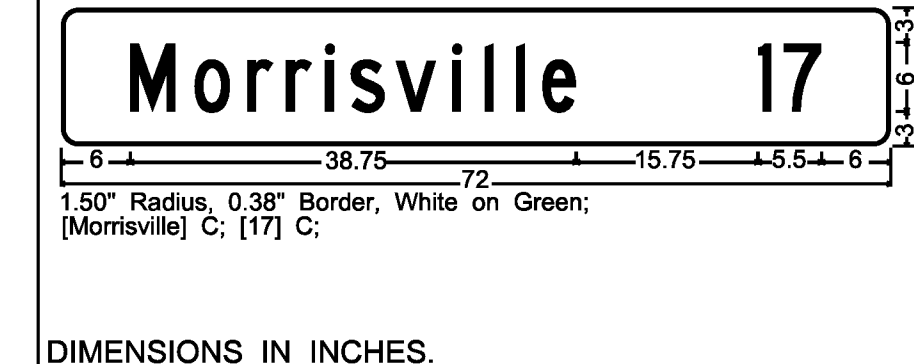
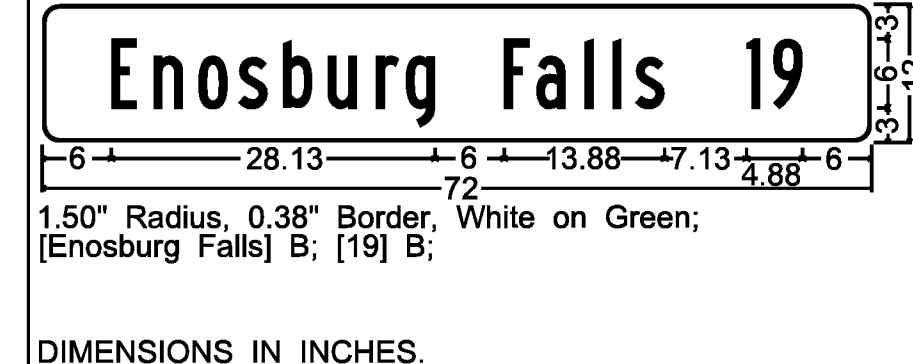
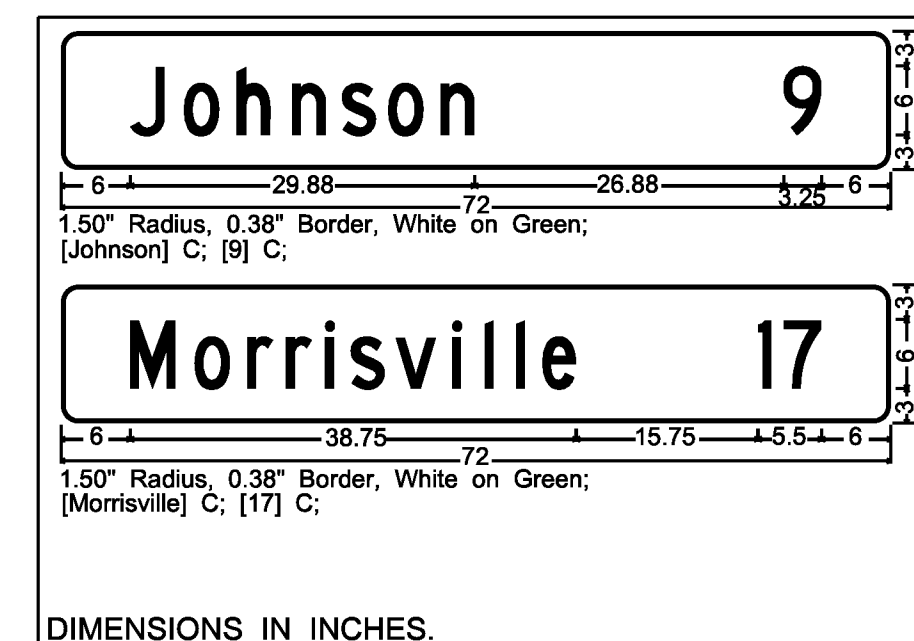
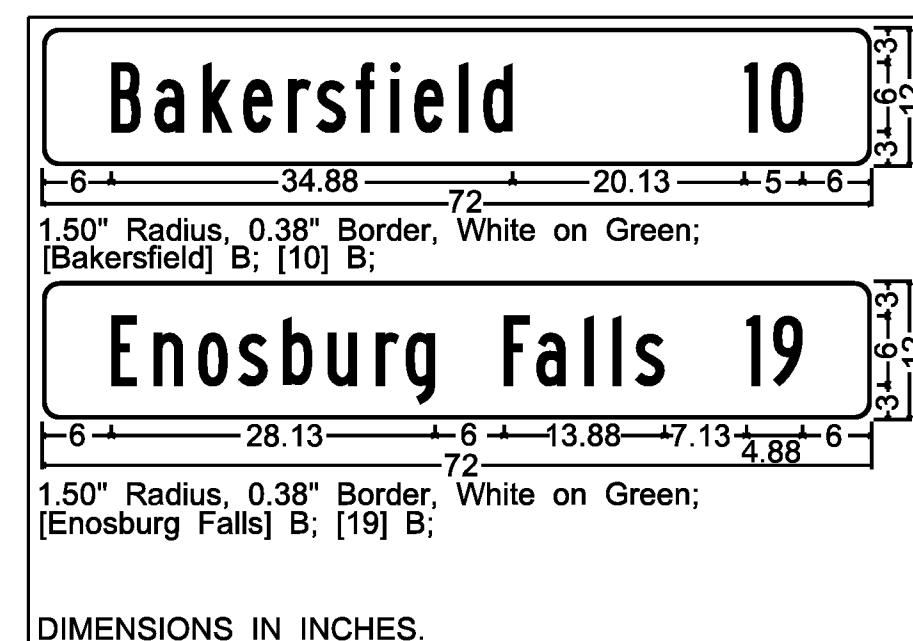
SEE STANDARD E-123 FOR APPLICATION, MATERIALS, COLORS, LETTERING, SPECIFICATIONS AND TEXT DESIGN



ROUNDAABOUT ARROW FOR GUIDE SIGNS RDA-AR-ALL

NOTES:

- SEE STD. E-136B FOR DETAILS FOR STATE ROUTE MARKER FOR GUIDE SIGN USE (INTERSTATE TYPICAL); VT 15
- SEE STD. E-136B FOR DETAILS FOR STATE ROUTE MARKER FOR GUIDE SIGN USE (INTERSTATE TYPICAL); VT 108
- SEE THIS SHEET FOR DETAIL OF ROUNDAABOUT SYMBOL.
- THE CARDINAL DIRECTION AND TOWN NAME LETTERS SHALL BE WHITE AND CLEARVIEW HWY. 5W SERIES.
- REFER TO THE "STANDARD HIGHWAY SIGNS AND MARKINGS", 2010 EDITION, FOR STANDARD ARROW HEAD DIMENSIONS BASED ON THE LINE WIDTH SPECIFIED.



| | |
|--------------------|----------------|
| PROJECT NAME: | CAMBRIDGE |
| PROJECT NUMBER: | STP 030-2(27) |
| FILE NAME: | t78f163frm.dgn |
| PROJECT LEADER: | JLS |
| DESIGNED BY: | MBL |
| SIGN DETAILS SHEET | |
| PLOT DATE: | 05-JUN-2012 |
| DRAWN BY: | MBL |
| CHECKED BY: | JAD |
| SHEET | 71 OF 214 |