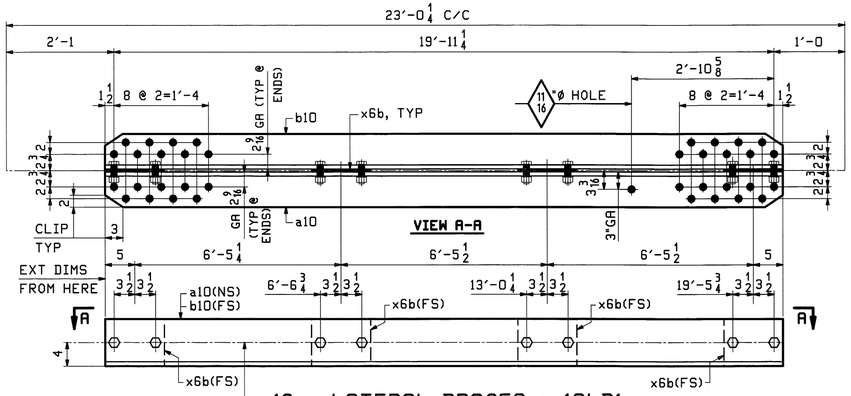

18 ~ LATERAL BRACES ~ 10LB1

BOTTOM LATERALS

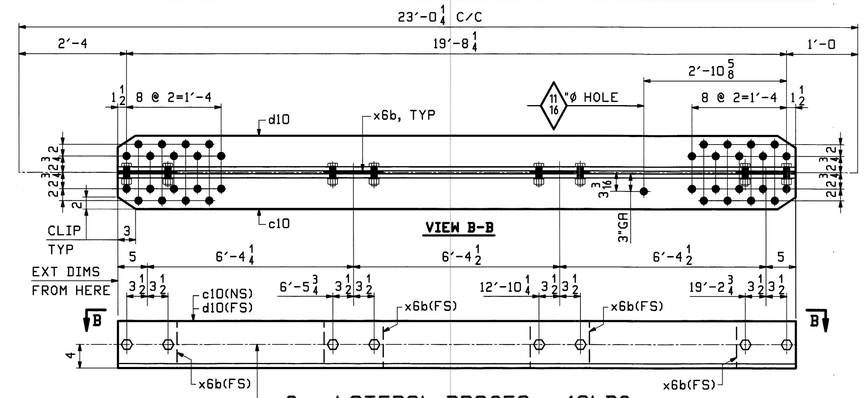

2 ~ LATERAL BRACES ~ 10LB2

BOTTOM LATERALS

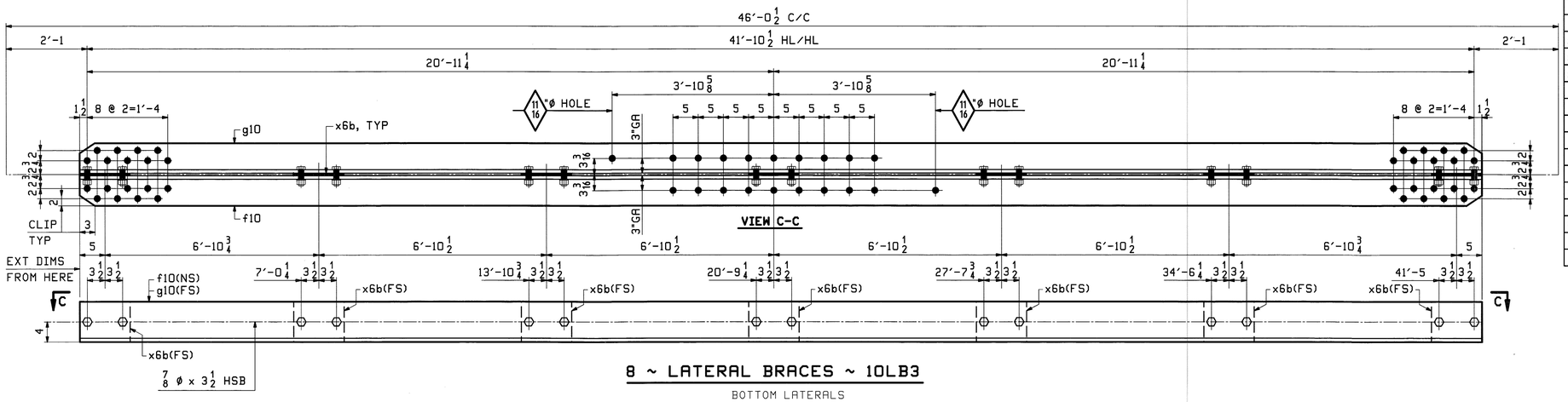

8 ~ LATERAL BRACES ~ 10LB3

BOTTOM LATERALS

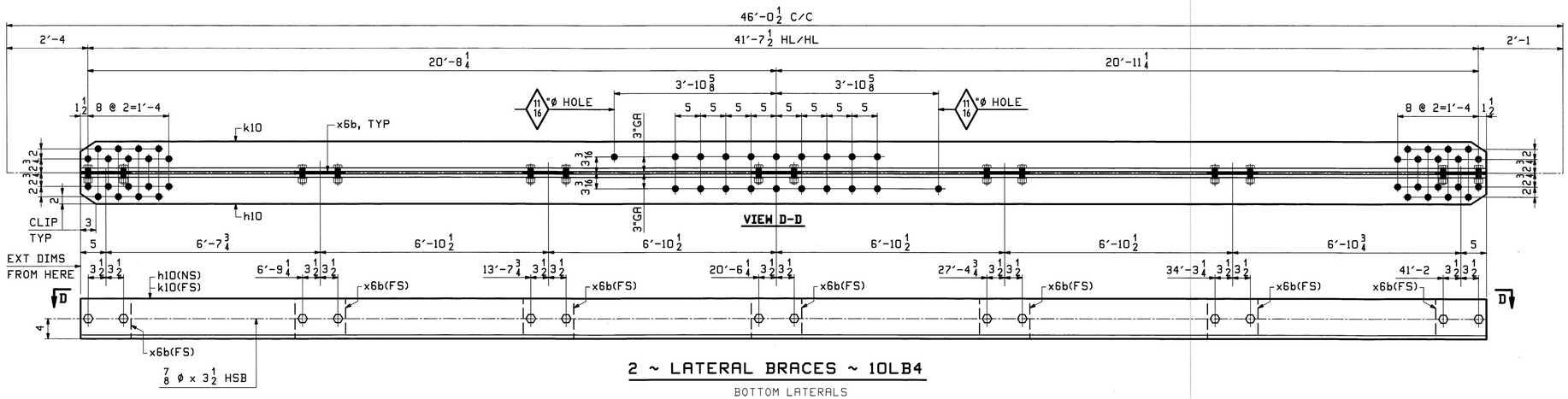

2 ~ LATERAL BRACES ~ 10LB4

BOTTOM LATERALS

ABM INFO		SHIP	BILL OF MATERIAL						JOB NO. 498	DRAWING NO. 10	REV.
PAGE	LINE	MARK	QTY	MARK	MATERIAL	LENGTH FT	LENGTH INCHES	REMARKS	WT	PROCUREMENT NOTES	
		10LB1	18		LATERAL BRACES				1407		
2	F		18	a10	L 8x6x3/4	20	2 1/4	M270-50T2			
2	F		18	b10	L 8x6x3/4	20	2 1/4	M270-50T2			
2	M		72	x6b	PL 3/8x8	0	10				
21	H		144		7/8 ø HSB	0	3 1/2	MECH. GALV. A325-1			
21	X		144		7/8 ø HSW			MECH. GALV. F436			
21	Y		144		LOAD IND. WASH FOR 7/8 ø HSB			MECH. GALV. F436			
		10LB2	2		LATERAL BRACES				1390		
2	F		2	c10	L 8x6x3/4	19	11 1/4	M270-50T2			
2	F		2	d10	L 8x6x3/4	19	11 1/4	M270-50T2			
2	M		8	x6b	PL 3/8x8	0	10				
21	H		16		7/8 ø HSB	0	3 1/2	MECH. GALV. A325-1			
21	X		16		7/8 ø HSW			MECH. GALV. F436			
21	Y		16		LOAD IND. WASH FOR 7/8 ø HSB			MECH. GALV. F436			
		10LB3	8		LATERAL BRACES				2922		
2	E		8	f10	L 8x6x3/4	42	1 1/2	M270-50T2			
2	E		8	g10	L 8x6x3/4	42	1 1/2	M270-50T2			
2	M		56	x6b	PL 3/8x8	0	10				
21	H		112		7/8 ø HSB	0	3 1/2	MECH. GALV. A325-1			
21	X		112		7/8 ø HSW			MECH. GALV. F436			
21	Y		112		LOAD IND. WASH FOR 7/8 ø HSB			MECH. GALV. F436			
		10LB4	2		LATERAL BRACES				2905		
2	E		2	h10	L 8x6x3/4	41	10 1/2	M270-50T2			
2	E		2	k10	L 8x6x3/4	41	10 1/2	M270-50T2			
2	M		14	x6b	PL 3/8x8	0	10				
21	H		28		7/8 ø HSB	0	3 1/2	MECH. GALV. A325-1			
21	X		28		7/8 ø HSW			MECH. GALV. F436			
21	Y		28		LOAD IND. WASH FOR 7/8 ø HSB			MECH. GALV. F436			

Vermont Agency of Transportation
RECEIVED
CK'D BY M.C.L. OK'D BY S.S.S.
January 10 2012
RESUBMIT APPROVED ✓
BY J. LACROIX DATE 01-12-2012

NOTES:

1. FOR GENERAL NOTES SEE DWG. GN1.
2. FOR STANDARD DETAILS SEE DWG. X6.
3. ALL BOLTS SHALL BE FULLY TORQUED (UN).
4. EACH BOLT SHALL HAVE 1-HARD FLAT WASHER & 1-LOAD INDICATOR WASHER.
5. T2 DENOTES MATERIAL SUBJECT TO CHARPY V-NOTCH TESTING
6. △1 "SHIP" MARKS INDICATED ON THIS SHEET ARE FOR THE FABRICATION PROCESS, DELIVERED COMPONENTS MAY BE PRE-ASSEMBLED AND MARKED DIFFERENTLY.

REV.	DATE	REMARKS	DWN	CHK	APVL	SHOP
△1	1/03/12	APPROVAL COMMENTS	EEO	PCP	JAN 9 2012	
0					NOV 18 2011	

MATERIAL:	SURFACE PREP. & PAINT:	HOLES:	SHOP BOLTS:
M270-50 (UN)	HOT-DIP GALV.	15/16ø (UN)	7/8ø (UN)

DESCRIPTION: BOTTOM LATERAL BRACING

CASCO BAY STEEL STRUCTURES, INC.
1 WALLACE AVE. PHONE (207) 780-6722
SOUTH PORTLAND, ME 04106 FAX. (207) 780-6726
TENSOR 3073

STRUCTURE: VT RTE 107 OVER WHITE RIVER		DRAWN: TJB	DATE: 10/17
		CHKD: PCP	DATE: 10/21
LOCATION:	BETHEL, VT.	JOB NO.	DWG NO.
PROJ NO.	BRF 022-1(14)	498	10
CUSTOMER:	BECK & BELLUCCI		REV. △1

PCP Fri, Jan 6, 2012 10:40:10 PM /users/jobs/0273/10.Rev1