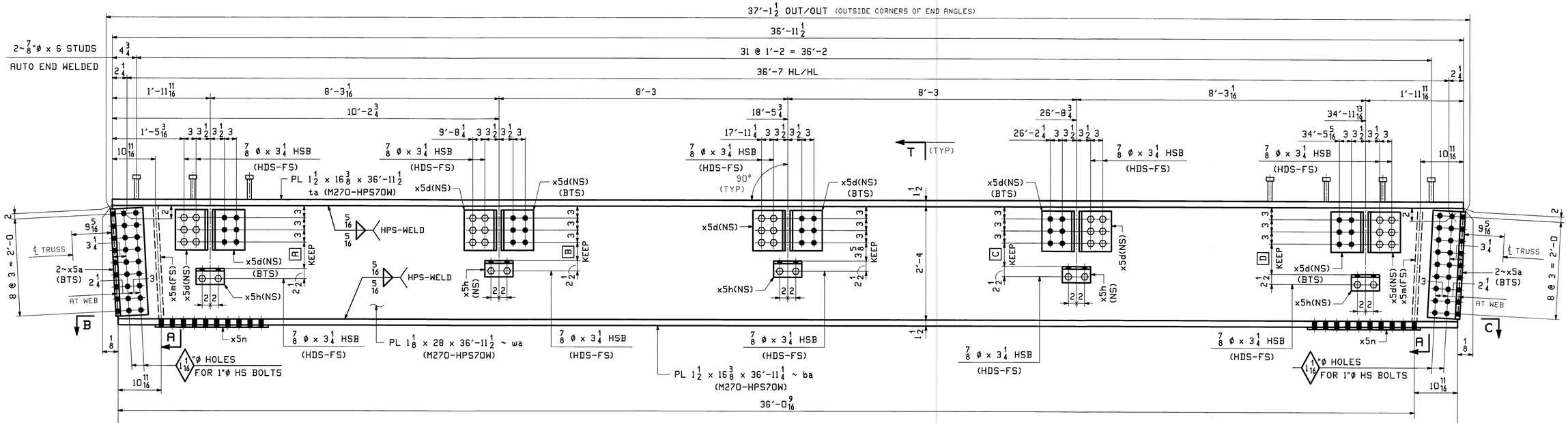

FLOORBEAMS

	MARK	REQ'D	A	B	C	D
(LOOKING SOUTH) (@ L0)	1FB0	ONE	6 1/2	4 1/2	5 11/16	7 7/16
(LOOKING NORTH) (@ L10)	1FB10	ONE	7 7/16	5 11/16	4 1/2	6 1/2

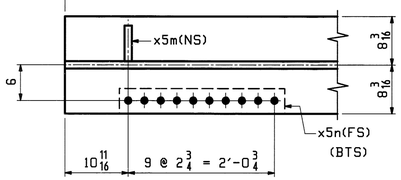

SECTION -B

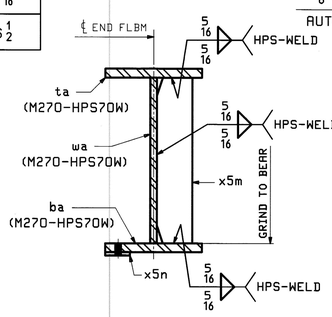

SECTION -A

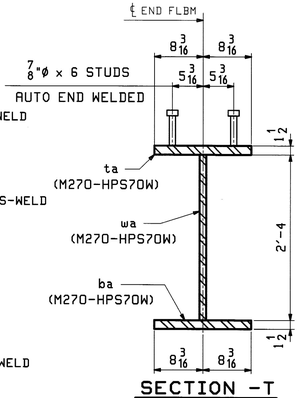

SECTION -T
(TYPICAL SECTION)

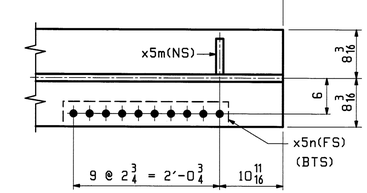

SECTION -C

NOTES:

1. FOR GENERAL NOTES SEE DWG. GN1.
2. FOR CAMBER & FLANGE DIAGRAM SEE DWG. C1.
3. FOR STANDARD DETAILS SEE DWG. X5.
4. ALL BOLTS SHALL BE FULLY TORQUED (UN).
5. BTS - DENOTES BOLT TO SHIP OR SECURE FOR SHIPMENT.
6. EACH BOLT SHALL HAVE 1-HARD FLAT WASHER & 1-LOAD INDICATOR WASHER.
7. T2 DENOTES MATERIAL SUBJECT TO CHARPY V-NOTCH TESTING.
8. GIE DENOTES GRINDING AT ONE END OF PLATE.

BILL OF MATERIAL — JOB NO. 498 — DRAWING NO. 1 — REV.

ABM INFO PAGE	LINE	SHIP MARK	QTY	MARK	MATERIAL	LENGTH FT	LENGTH INCHES	REMARKS	WT	PROCUREMENT NOTES
		1FB10	1		FLOORBEAM				11237	
1	H		1	wa	PL 1 1/8 x 28	36	11 1/2	A709-HPS70WT2		
1	G		1	ta	PL 1 1/2 x 16 3/8	36	11 1/2	A709-HPS70WT2		
1	G		1	ba	PL 1 1/2 x 16 3/8	36	11 1/4	A709-HPS70WT2		
2	Q		4	x5a	L 8 x 8 x 1 1/8	2	3	M270-50T2		
2	U		10	x5d	L 8 x 8 x 5/8	0	10	M270-36		
2	W		5	x5h	L 6 x 4 x 5/8	0	7	M270-36		
3	X		2	x5m	PL 1 1/8 x 6	2	4	GIE		
3	F		2	x5n	PL 9/16 x 4 3/16	2	3 3/4	FILL		
20	C		64		STUD 7/8 Ø	0	6	AIOB		
21	G		40		7/8 Ø HSB	0	3 1/4	MECH. GALV. A325-1		
21	X		40		7/8 Ø HSW			MECH. GALV. F436		
21	Y		40		LOAD IND. 7/8 Ø WASH FOR HSB			MECH. GALV. F436		

BILL OF MATERIAL — JOB NO. 498 — DRAWING NO. 1 — REV.

ABM INFO PAGE	LINE	SHIP MARK	QTY	MARK	MATERIAL	LENGTH FT	LENGTH INCHES	REMARKS	WT	PROCUREMENT NOTES
		1FB0	1		FLOORBEAM				11237	
1	H		1	wa	PL 1 1/8 x 28	36	11 1/2	A709-HPS70WT2		
1	G		1	ta	PL 1 1/2 x 16 3/8	36	11 1/2	A709-HPS70WT2		
1	G		1	ba	PL 1 1/2 x 16 3/8	36	11 1/4	A709-HPS70WT2		
2	Q		4	x5a	L 8 x 8 x 1 1/8	2	3	M270-50T2		
2	U		10	x5d	L 8 x 8 x 5/8	0	10	M270-36		
2	W		5	x5h	L 6 x 4 x 5/8	0	7	M270-36		
3	X		2	x5m	PL 1 1/8 x 6	2	4	GIE		
3	F		2	x5n	PL 9/16 x 4 3/16	2	3 3/4	FILL		
20	C		64		STUD 7/8 Ø	0	6	AIOB		
21	G		40		7/8 Ø HSB	0	3 1/4	MECH. GALV. A325-1		
21	X		40		7/8 Ø HSW			MECH. GALV. F436		
21	Y		40		LOAD IND. 7/8 Ø WASH FOR HSB			MECH. GALV. F436		

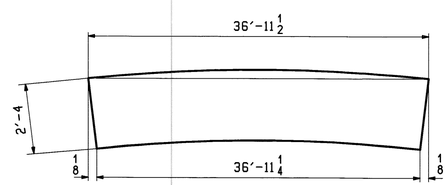

ORIENTATION DIAGRAM

Vermont Agency of Transportation
RECEIVED
CK'D BY M.C.L. OK'D BY S.S.S.
January 10 2012
RESUBMIT APPROVED ✓
BY J. LACROIX DATE 01-12-2012

REV.	DATE	REMARKS	DWN	CHK	APVL	SHOP
					JAN 9 2012	
0					NOV 18 2011	

MATERIAL:	SURFACE PREP. & PAINT:	HOLES:	SHOP BOLTS:
M270-50 (UN)	HOT-DIP GALV.	15/16Ø (UN)	AS NOTED

DESCRIPTION: FLOORBEAMS 1FB0 & 1FB10

CASCO BAY STEEL STRUCTURES, INC.
1 WALLACE AVE. PHONE (207) 780-6722
SOUTH PORTLAND, ME 04106 FAX. (207) 780-6726
TENSOR 3073

STRUCTURE: VT RTE 107 OVER WHITE RIVER		DRAWN: RB	DATE: 10/11/11
		CHKD: PCP	DATE: 11/17/11
LOCATION: BETHEL, VT.		JOB NO. 498	DWG NO. 1
PROJ NO. BRF 022-1(14)			REV. △
CUSTOMER: BECK & BELLUCCI			

PCP Thu, Nov 17, 2011 01:58:18 PM J:\bsd-cf\bsd2012\1 8x40