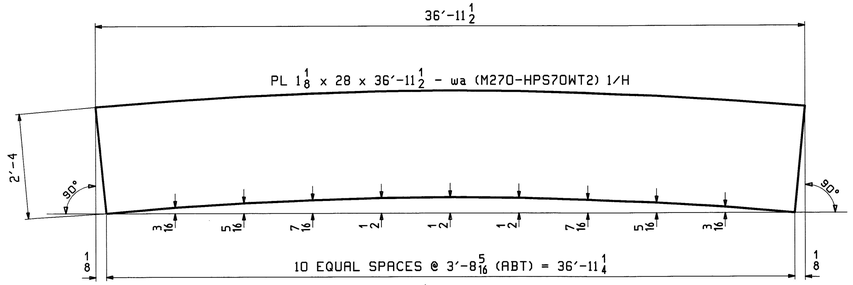

CAMBER DIAGRAM FOR 1FB0

CAMBER DIAGRAM FOR 1FB10

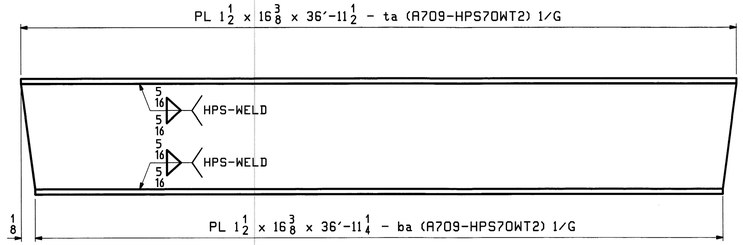

FLANGE DIAGRAM FOR 1FB0

FLANGE DIAGRAM FOR 1FB10

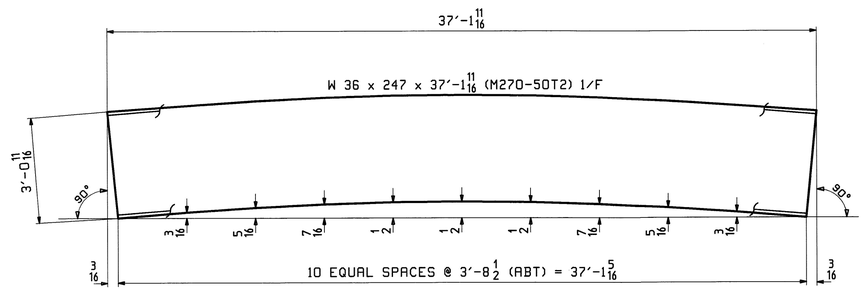

CAMBER DIAGRAM FOR 2FB1

CAMBER DIAGRAM FOR 2FB2

CAMBER DIAGRAM FOR 2FB3

CAMBER DIAGRAM FOR 2FB4

CAMBER DIAGRAM FOR 3FB5

CAMBER DIAGRAM FOR 2FB6

CAMBER DIAGRAM FOR 2FB7

CAMBER DIAGRAM FOR 2FB8

CAMBER DIAGRAM FOR 2FB9

Vermont Agency of Transportation
RECEIVED
CK'D BY M.C.L. OK'D BY S.S.S.
January 10 2012
RESUBMIT APPROVED ✓
BY J. LACROIX DATE 01-12-2012

NOTES:
1. FOR GENERAL NOTES SEE GN1.
2. T2 - DENOTES CHARPY V-NOTCH TEST IS REQUIRED.

REV.	DATE	REMARKS	DWN	CHK	APVL	SHOP
0					JAN 9 2012 / NOV 18 2011	

MATERIAL:	SURFACE PREP. & PAINT:	HOLES:	SHOP BOLTS:
M270-50 (UN)	SEE DWG GN1		

DESCRIPTION: FLOORBEAM CAMBER DIAGRAMS

CASCO BAY STEEL STRUCTURES, INC.
1 WALLACE AVE. PHONE (207) 780-6722
SOUTH PORTLAND, ME 04106 FAX. (207) 780-6726
TENSOR 3073

STRUCTURE: VT RTE 107 OVER WHITE RIVER		DRAWN: RB	DATE: 10/10/11
		CHKD: PCP	DATE: 11/17/11
LOCATION: BETHEL, VT.		JOB NO.	DWG NO.
PROJ NO. BRF 022-1(14)		498	C1
CUSTOMER: BECK & BELLUCCI			REV. △