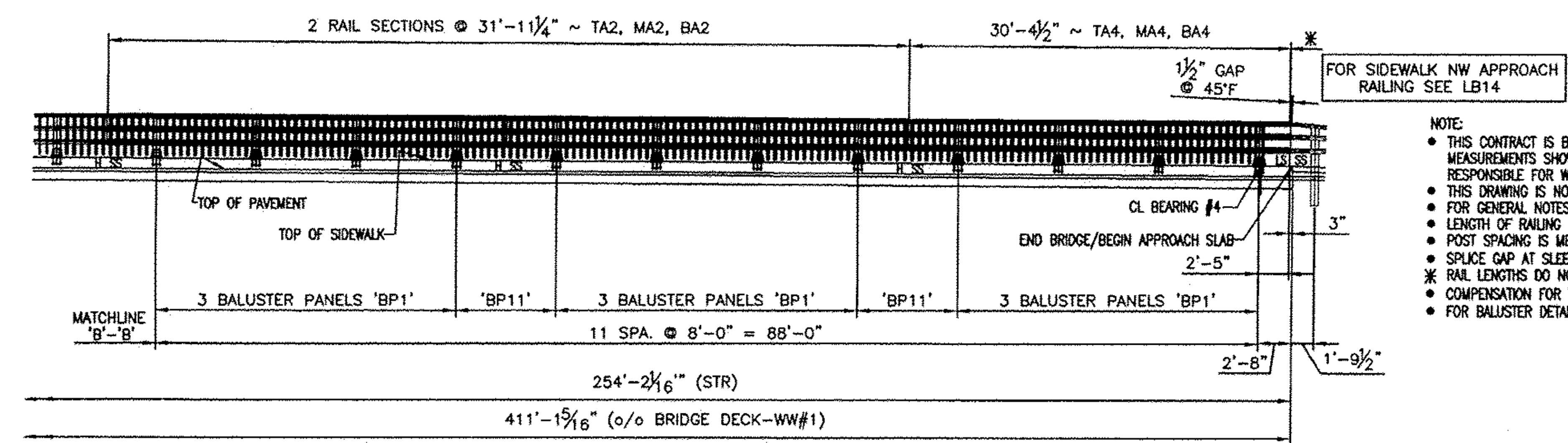
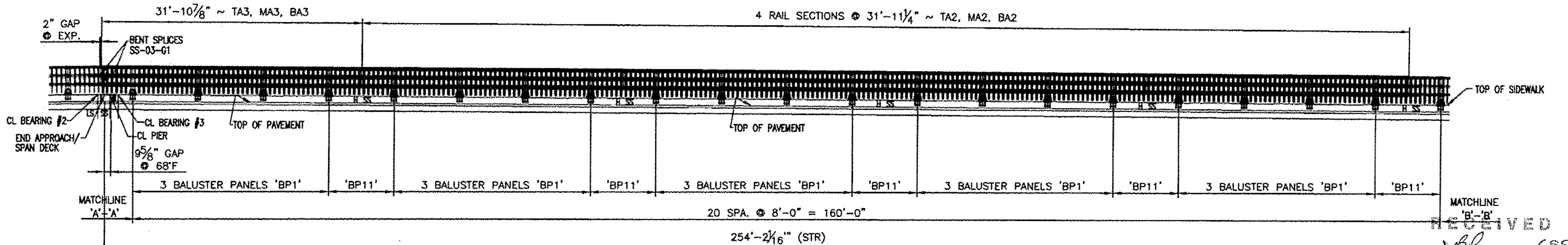
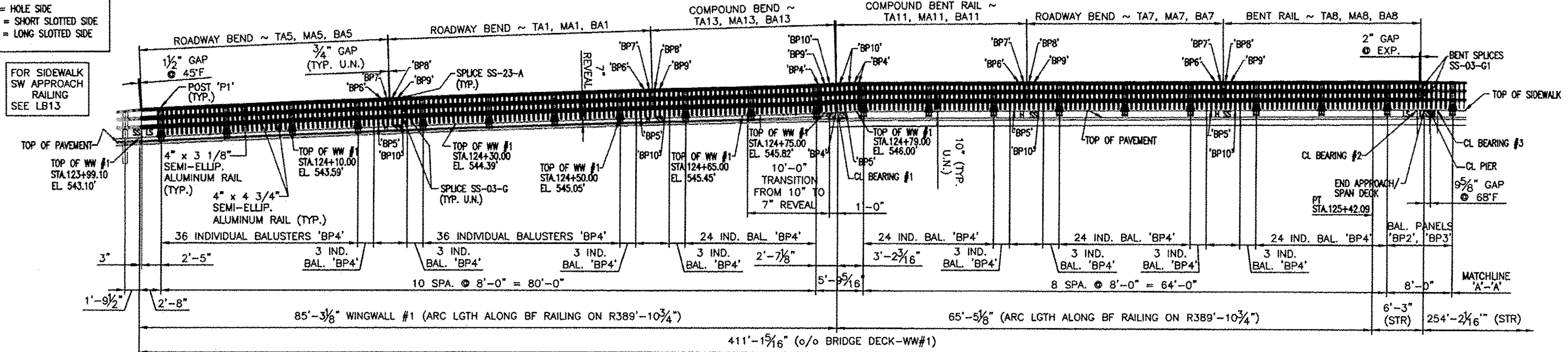


H = HOLE SIDE
 SS = SHORT SLOTTED SIDE
 LS = LONG SLOTTED SIDE

FOR SIDEWALK SW APPROACH RAILING SEE LB13



NOTE:
 • THIS CONTRACT IS BASED UPON THE CONTRACTOR SETTING AND SPACING THE ANCHOR BOLTS TO THE MEASUREMENTS SHOWN ON THE APPROVED SHOP DRAWINGS. THE L.B. FOSTER CO. WILL NOT BE RESPONSIBLE FOR WORK NECESSITATED BY ANY OTHER SETTING AND SPACING.
 • THIS DRAWING IS NOT TO SCALE.
 • FOR GENERAL NOTES AND TYPICAL DETAILS SEE DRAWING LB1.
 • LENGTH OF RAILING ON THIS SHEET IS 411 LF PAY LENGTH.
 • POST SPACING IS MEASURED RADIALLY ALONG BF OF RAILING.
 • SPLICE GAP AT SLEEVE = 3/4" TYP. U.N.
 • RAIL LENGTHS DO NOT INCLUDE GAPS.
 • COMPENSATION FOR VERTICAL CURVE IS INCLUDED IN THE RAIL LGTHS.
 • FOR BALUSTER DETAILS SEE DRAWING LB11, LB12.

RECEIVED
 CK'D BY WBP OK'D BY SSS
 OCT 24 2011
 RESUBMIT _____ APPROVED ✓
 BY _____ DATE 11/1/2011

BRIDGE No. 15
 PROJECT No. BRF 022-1 (14)
 ITEM No. 525.23

LBFoster L.B. FOSTER COMPANY
 Fabricated Bridge Products 1016 GREENTREE RD.
 PITTSBURGH, PA 15220

FOR: F. R. LAFAYETTE, INC.
 VERMONT AGENCY OF TRANSPORTATION
 TOWN OF BETHEL, WINDSOR COUNTY, VT
 3-LINE ALUMINUM BRIDGE RAIL FOR VT ROUTE 7
 (MINOR ARTERIAL) --SIDEWALK SIDE -- ELEVATION

REV.	DESCRIPTION	BY	DATE

MADE CMS DATE 09/15/11 JOB NO. AR0700
 CHECK Dd DATE 10/12/11 DRAWING LB3
 REV. NO.

INSIDE ELEVATION ~ SIDEWALK SIDE ~ WEST RAIL