1928 STRUCTURAL PLAN SHEET 2

FILE NAME: s78f16\plans\1928_a.dgn
PROJECT LEADER: M. EVANS-MONGEON
REFERENCE ONLY
SHEET 123 OF 148

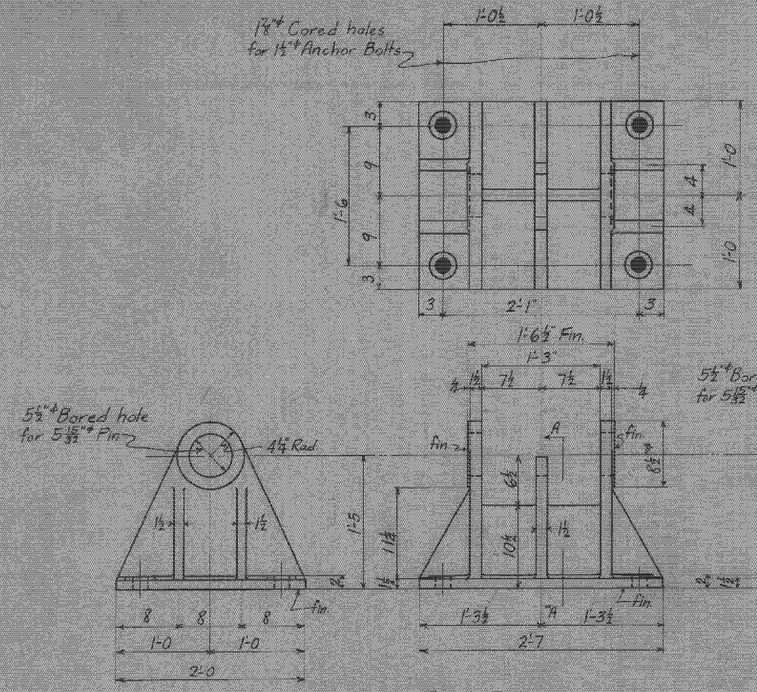

Fixed Pedestal - FP1

Cast Steel - Patt.# B13286



Drain Pipe - DP1

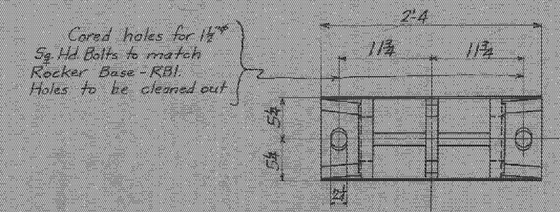

Rocker - RS1

Cast Steel - Patt.# B13287

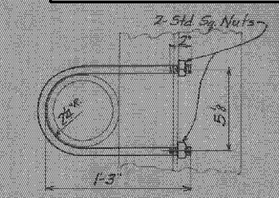

U-Bolt - UB1

⅝" ϕ Rod × 2'-8½" Long (abt.)

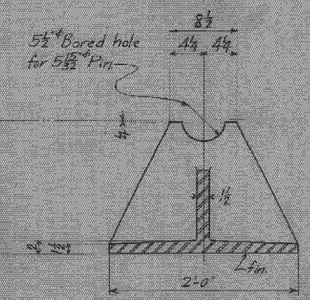

Section "A-A"

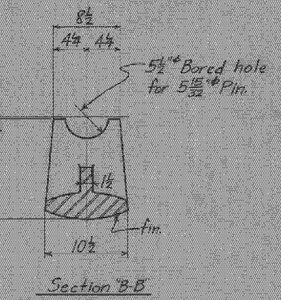

Section "B-B"

Sq. Hd. Bolt - SB1

(1¾" ϕ × 0'-8")

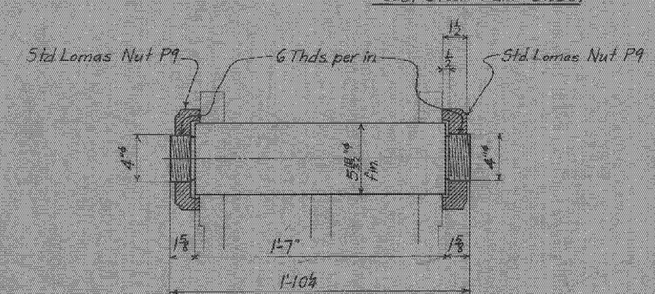

Pin - PL1 - with 2 Std. Lomas Nuts P9

(Pin 5 15/32" × 1'-10¼") Fin. all over

Required List

2 - Pedestals	-FP1
2 - Rockers	-RS1
2 - Rocker Bases	-RB1
4 - Pins	-PL1
8 - Std. Lomas nuts	PE - (Ship with PL1)
16 - Anchor Bolts	-AB1 (with hex nuts, wedges & washers)
16 - U-Bolts	-UB1 (with sq. nuts)
16 - Drain Pipes	-DP1 (4" ϕ Std. pipe - galv.)
4 - Pins - ½" × 1¾" lg. - 1a	(Ship with RB1)
4 - Sq. Hd. Bolts	-SB1 (with hex nut & washer)
One - Driving Nut	-M9
One - Pilot Nut	-N15s

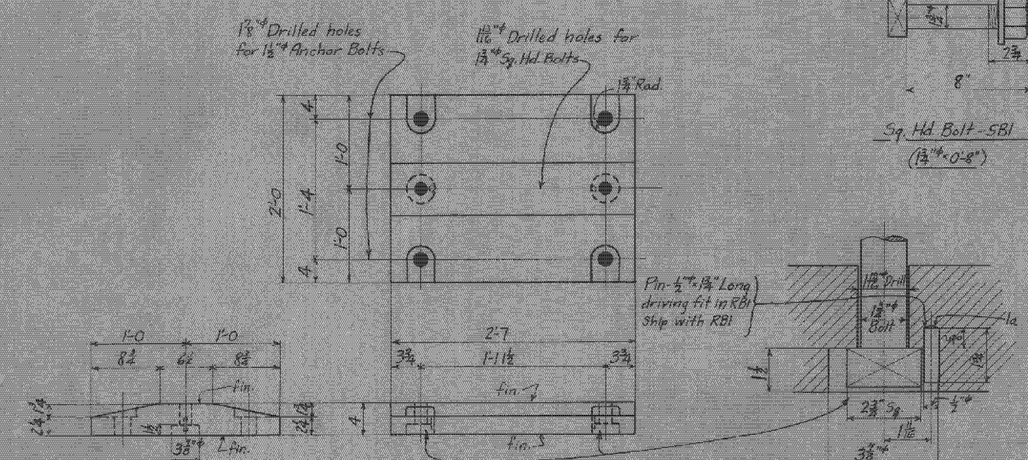

Rocker Base - RB1

24" × 4" × 2'-7" - Steel Slab

(Plane from - 24" × 4¼")

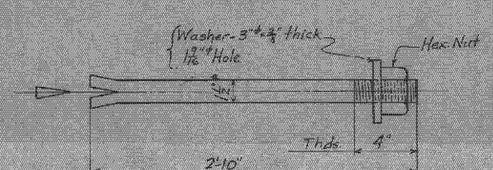

Anchor Bolts - AB1

(1½" ϕ × 2'-10" Lg.)

Notes:-

All Steel Castings to be annealed.

Shop Paint - One coat of approved red lead and oil.

Machined surfaces coated with white lead and tallow.

Specif. - 1926 Std. Road & Bridge Specif., State of Vermont.

Shop Bills BS10 & BS11.

BETHLEHEM STEEL COMPANY

Fabrication and Erection Dept. BETHLEHEM, PA.

DETAIL OF Pedestals, Rockers, etc.

STRUCTURE Bridge over White River, Bethel, Vermont

CUSTOMER Charles F. Hosmer, Greenfield, Mass.

SHOP PAINT See Note

RIVETS ✓ OPEN HOLES ✓ UNLESS NOTED

DRAWN BY	DATE	CHECKED BY	DATE	SCALE
E.U.S.	7-3-28	P.B.L.	7-5-28	Warren

REVISIONS	No.	DATE	BY	DESCRIPTION
	R1	7-26-28	E.U.S.	Diam. of U-Bolt changed
	R2	8-1-28	E.U.S.	Rocker Base RB1 Chgd.
	R3	7-7-28	E.U.S.	holes in RB1 Chgd.

FILE F7814 CONT. E01447 DWG. 1