1928 STRUCTURAL PLAN SHEET 1

FILE NAME: s78f161plans1928_a.dgn
PROJECT LEADER: M. EVANS-MONGEON
REFERENCE ONLY
SHEET 122 OF 148

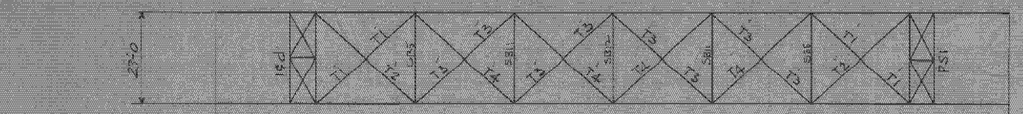

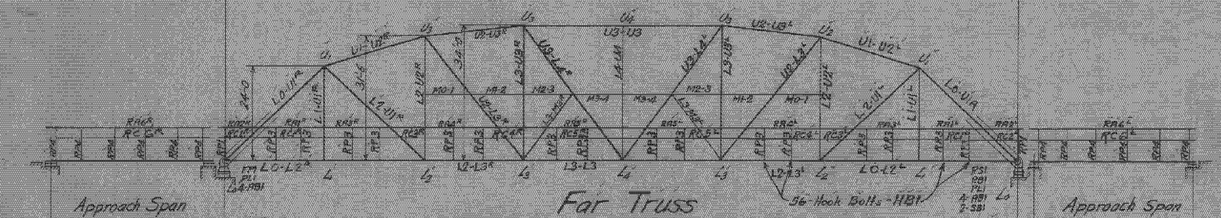

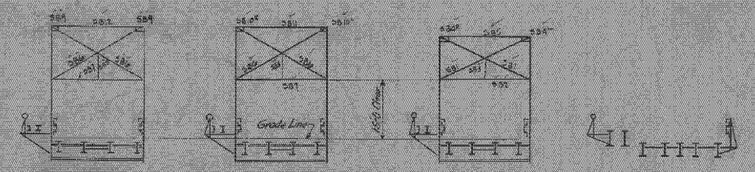

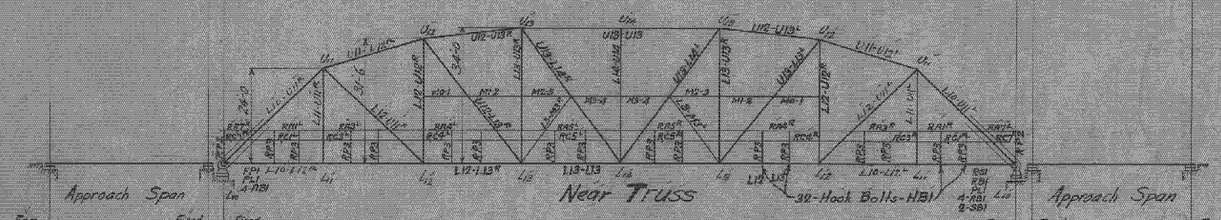

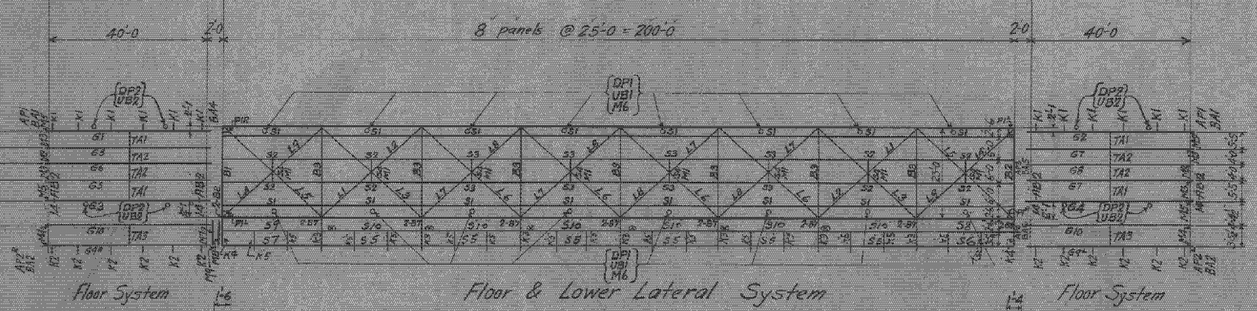



List of Drawings

E1 - Erec. Diag. & Anchor Bolt Plan
1 - Castings, etc.
2 - Members of Light Truss
3 - " " " "
4 - " " Heavy "
5 - " " " "
6 - Fl. Bms., Stringers & Bott. Lats.
7 - Portal Struts & Top Lats.
8 - Sway Frames.
9 - Approach Beam Spans.
10 - End Dams.
11 - Sidewalk Brackets & Stringers.
12 - Collision Rail.
13 - " "
14 - Handrailing (Sidewalk)
15 - " "

Note to Erector:- For erection diagram of sidewalk handrailing see sheet 14.

BETHLEHEM STEEL COMPANY

Fabrication and Erection Dept. BETHLEHEM, PA.

DETAIL OF Erection Diagram & Anchor Bolt Plan
STRUCTURE Bridge Over White River, Bethel-Stockbridge Road
CUSTOMER Chas. T. Hosmer Greenfield, Mass.

SHOP PAINT ✓
RIVETS ✓ OPEN HOLES ✓ UNLESS NOTED

DRAWN BY	DATE	CHECKED BY	DATE	APPROVED BY
WTS.	8-24-28	J.P.V. G.S.M.	9-27-28	Warren

REVISIONS	No.	DATE	BY	DESCRIPTION

PLAN F7814 CONT. ED1447 DWG. E1