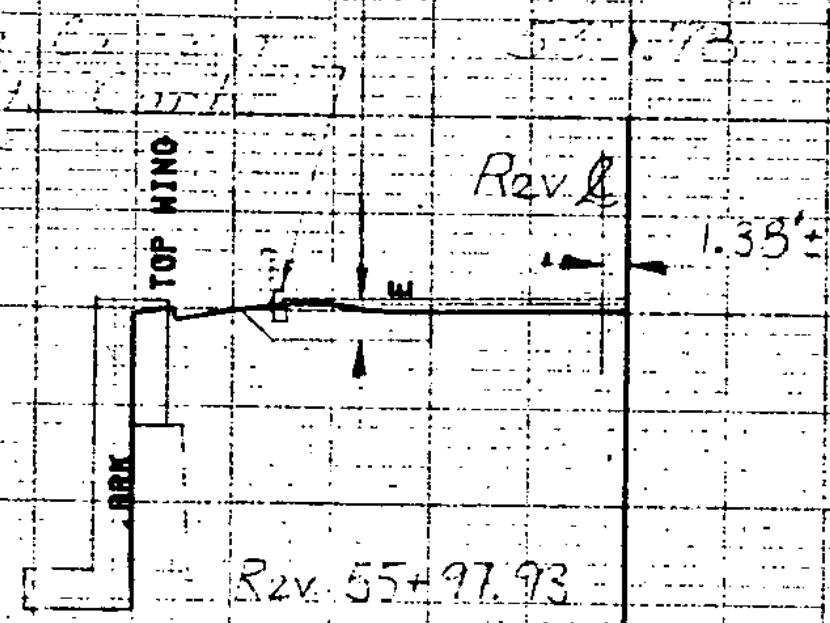


Ex. 2.1 - To be replaced
with 4" Subbase of Gravel

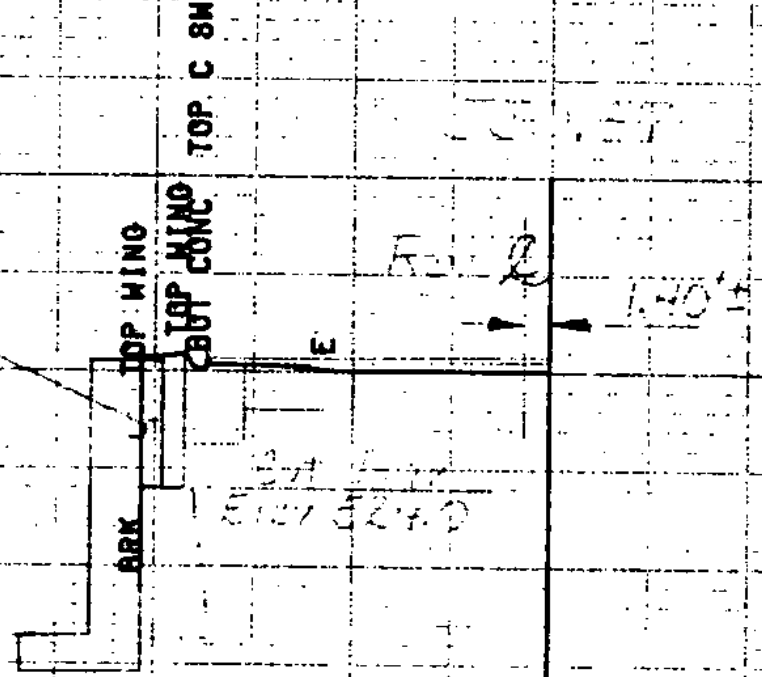
Cast in place
Cement Concrete



520

55+98

Cap and Face
Existing 11.13



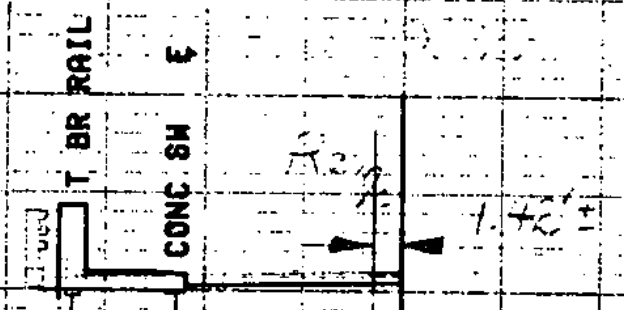
520

REV STA 55+96.11, BEGIN CAST IN PLACE
CEMENT CONCRETE CURB, 11x8, 11x5

Rev. 55+95.45

55+95.50

Rev Sta 55+95.71 End Existing
Box, 11x8, 11x5
& Rail Attachment



530

Rev 55+93.47

55+93.50

Rev. 55+89.50

55+89.50

Rev Sta 55+87.9 End End

520

FROM STA. 55+88.50 TO STA. 55+98
PROJECT NAME MONTGOMERY MAIN
NO. 874-0288(5)S PLOTTED 08/05/81
SURVEYED BY FALL 12-80/1-81
SHEET 22 OF 20 SHEETS

SCALE 1" = 10'