



DATE
BY
SURVEYED
PLOTTED
TEMPERATURE
AREAS CHECKED
FINAL SURVEY NOTE BOOK No.

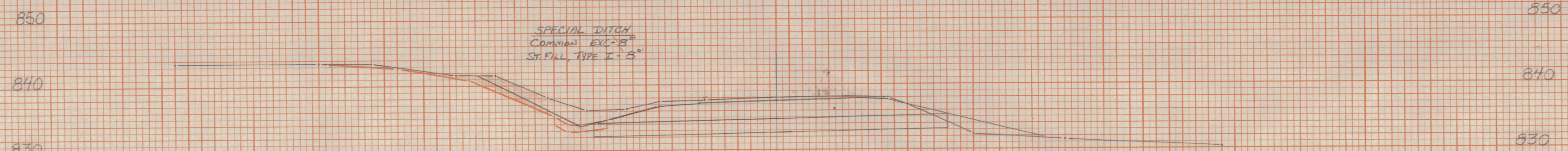
DATE
BY
SURVEYED
PLOTTED
TEMPERATURE
AREAS CHECKED
ORIGINAL SURVEY NOTE BOOK No.




272+0 Common EXC - 108'  
U-Cut (Common) - 93'



271+50 Common EXC - 194'  
U-Cut (Common) - 99'



271+0 Common EXC - 191'  
SOLID ROCK EXC - 0'  
U-Cut (Common) - 104'



270+50 Common EXC - 255'  
SOLID ROCK EXC - 3'  
U-Cut (Common) - 97'

TROY R50311(1)  
REVISED SECTIONS  
270+50 ~ 272+0

PLN 44-1-92 AM

A.S.T.M. STANDARD

287 890