

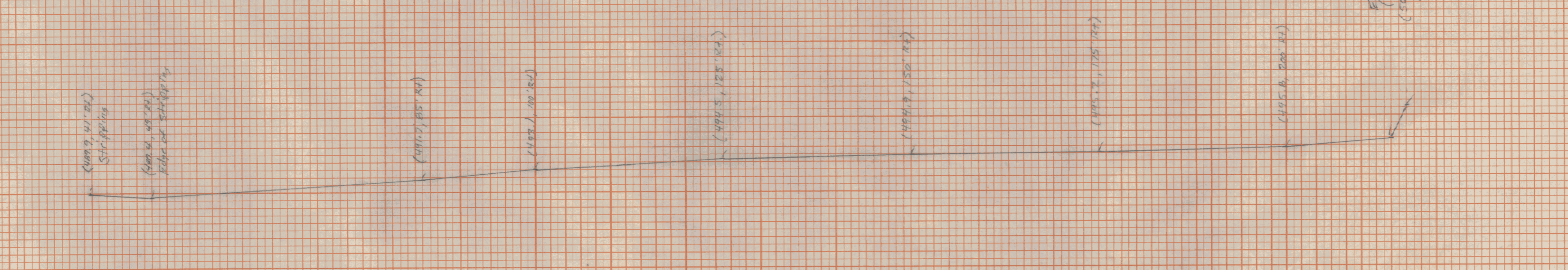
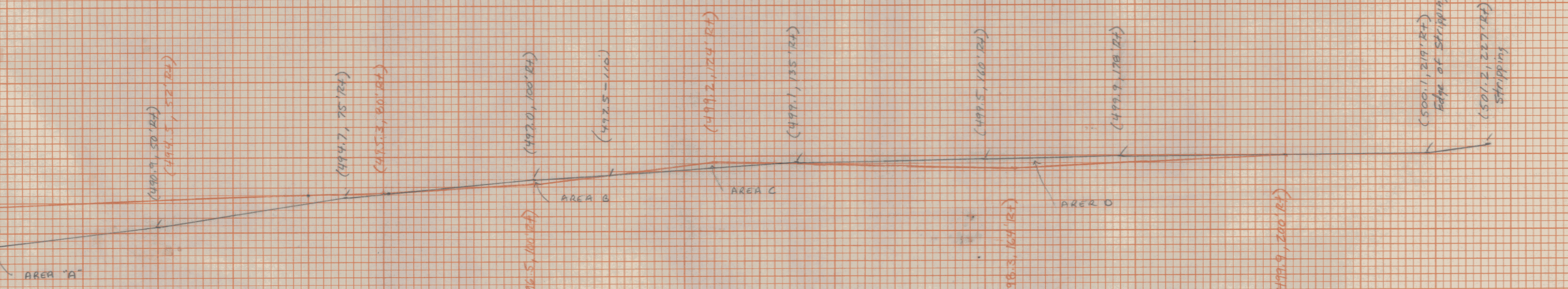
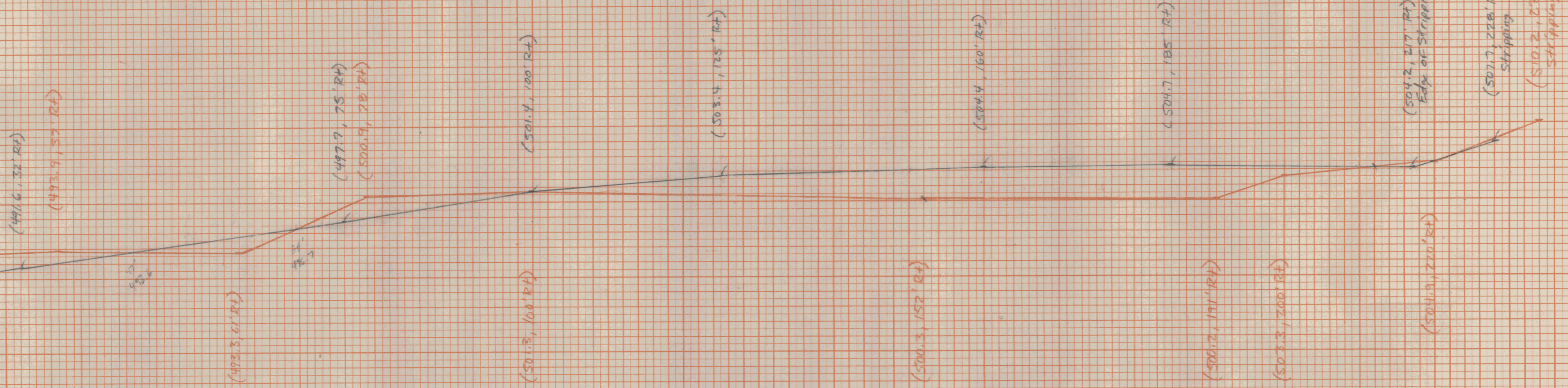
DATE \_\_\_\_\_ BY \_\_\_\_\_  
 SURVEYED \_\_\_\_\_ PLOTTED \_\_\_\_\_  
 FINAL SURVEY NOTE BOOK NO. \_\_\_\_\_  
 REVISIONS \_\_\_\_\_  
 AREAS CHECKED \_\_\_\_\_

DATE \_\_\_\_\_ BY \_\_\_\_\_  
 SURVEYED \_\_\_\_\_ PLOTTED \_\_\_\_\_  
 ORIGINAL SURVEY NOTE BOOK NO. \_\_\_\_\_  
 REVISIONS \_\_\_\_\_  
 AREAS CHECKED \_\_\_\_\_

16+75  
 510  
 500  
 490  
 Edge of Striping  
 16+75

16+50  
 500  
 490  
 Edge of Striping  
 16+50

16+25  
 500  
 490  
 Edge of Striping  
 16+25



— Original  
 - - - Final

SCALE: 1" = 10' VERTICAL  
 1" = 10' HORIZONTAL

Taylor Pit X-Section  
 Tron RS.0311(C)  
 SHEET # 1 OF 13

P. R. & R. E. STANDARD  
 CORPORATION