9+68 Lt.
REMOVE EXISTING JUNCTION BOX
AND PLUG PIPE WITH CONCRETE, CL.B

9+69 ~ 11+25 LT.
REMOVE EXIST. PIPE AND DI
@ 11+25 LT.

9+69 LT. ~ 10+02 RT.
REMOVE EXIST. PIPE & DI @ 10+02 RT.

9+50 ~ 10+85 RT.
NEW 6" x 135' UNDERDRAIN
W/ FB @ 10+85 RT.

9+50 ~ 10+87 RT.
NEW 18" x 136' RCP CL. III OR CPEP(SL)

Outlet @
9+04

9+32 Lt ~ 9+48 Rt
New 18" x 34' PCCSP(.064),
CAAP(.064), RCP CL III or CPEP(SL)

9+04 LT. ~ 9+32 LT
NEW 18" x 58' CSP(.064) OR CPEP(SL)
WITH STONE FILL, TYPE II AT OUTLET

9+25 ℄
END 1½" BITUMINOUS
CONCRETE OVERLAY AND COLD PLANING
BEGIN REMOVAL OF PORTLAND
CEMENT CONCRETE PAVEMENT

9+43 ~ 10+17 Rt.
Vertical Granite Curb

9+30 ~ 10+28 Lt.
Vertical Granite Curb

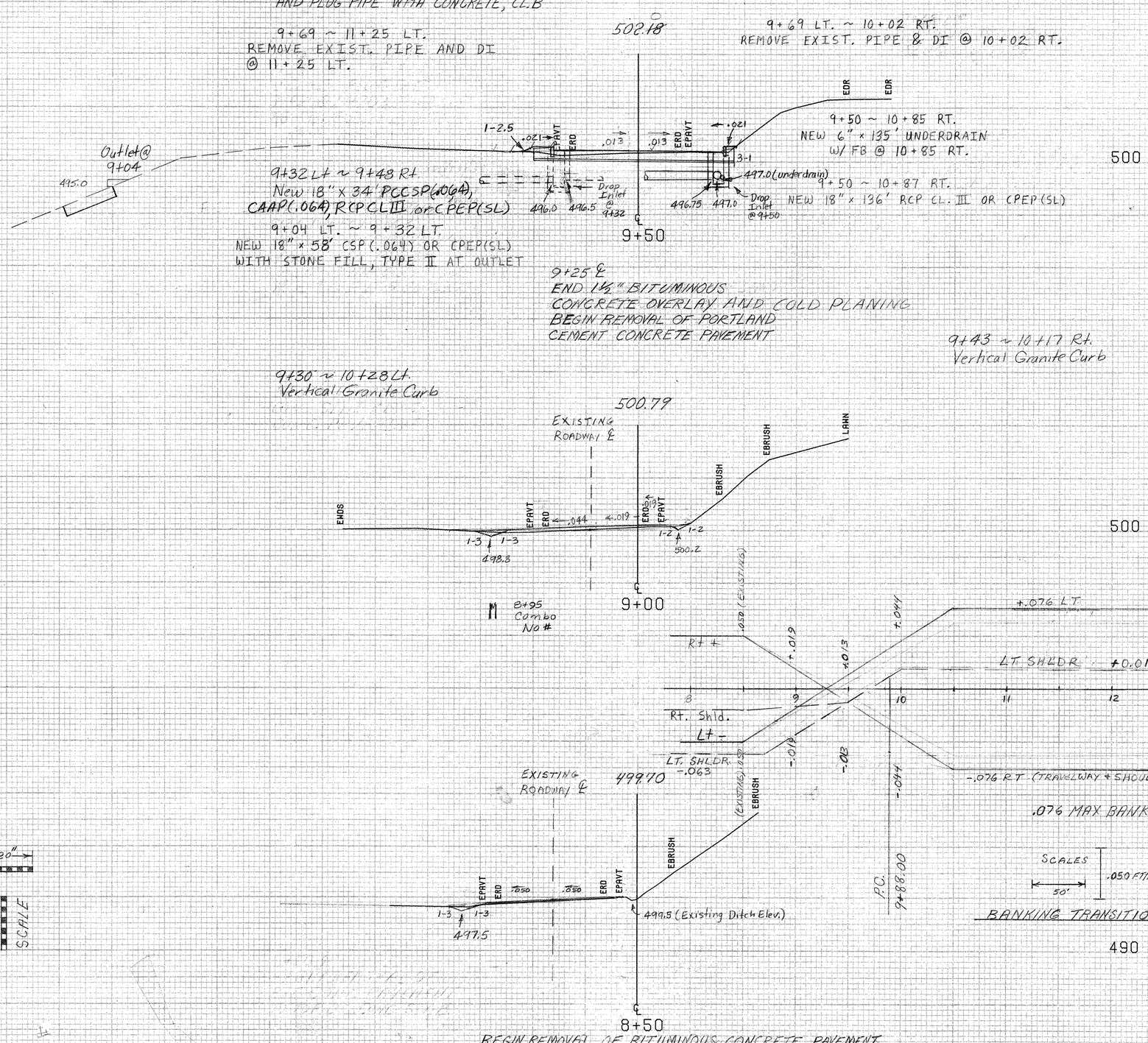

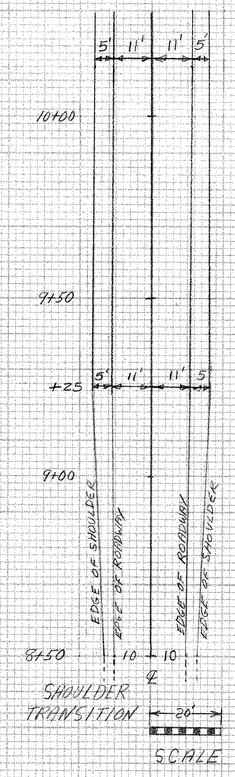

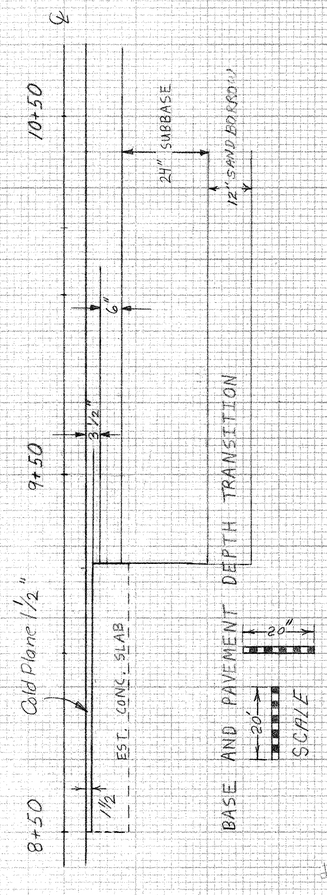

BEGIN REMOVAL OF BITUMINOUS CONCRETE PAVEMENT
TO 1½" DEPTH BY COLD PLANING
BEGIN U.S. 2 APPROACH CONSTRUCTION
BEGIN 1½" BITUMINOUS CONCRETE OVERLAY

SCALE 10 FEET

FROM STA. 8+50	TO STA. 9+50
PROJECT NAME	MORETOWN-MIDDLESEX RTE2
NO.	BRS0167(11) PLOTTED 02/14/85
SURVEYED BY	NYE JAN 1985
SHEET 235 OF 243 SHEETS	