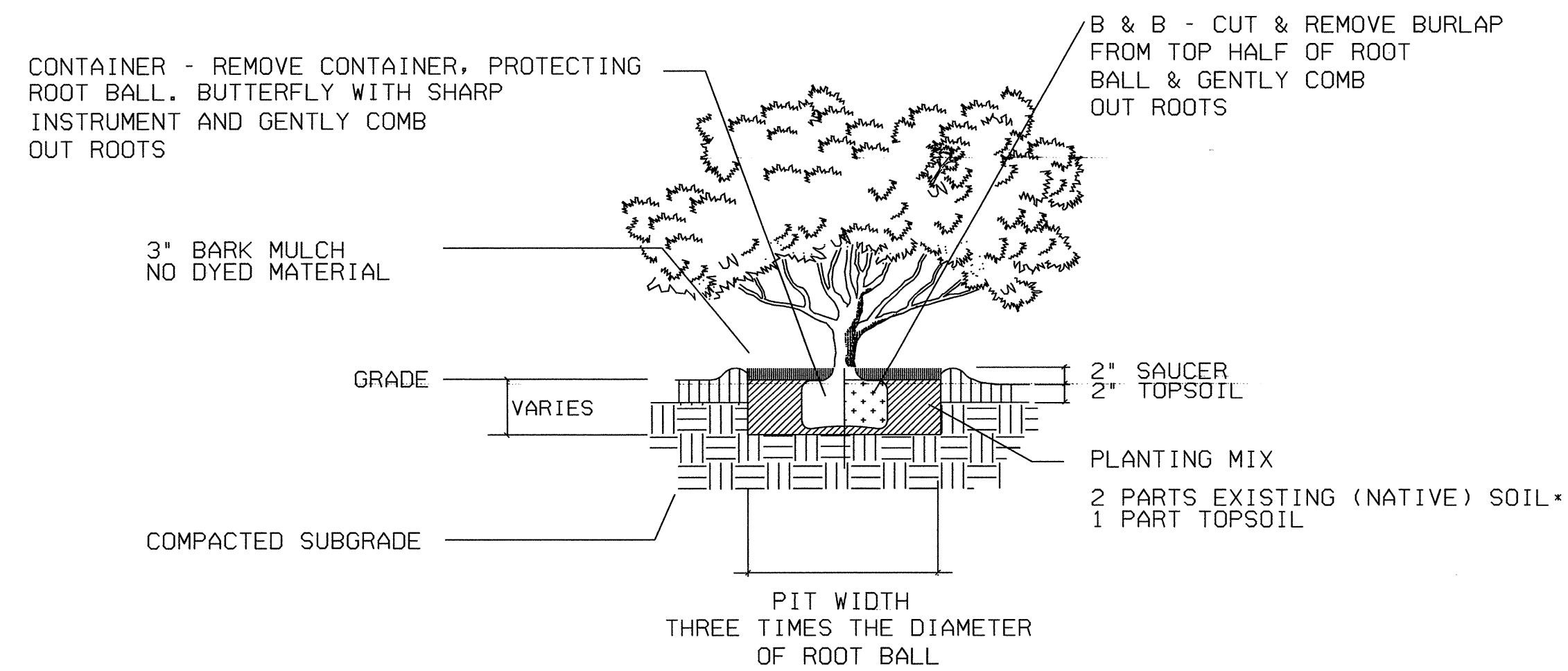
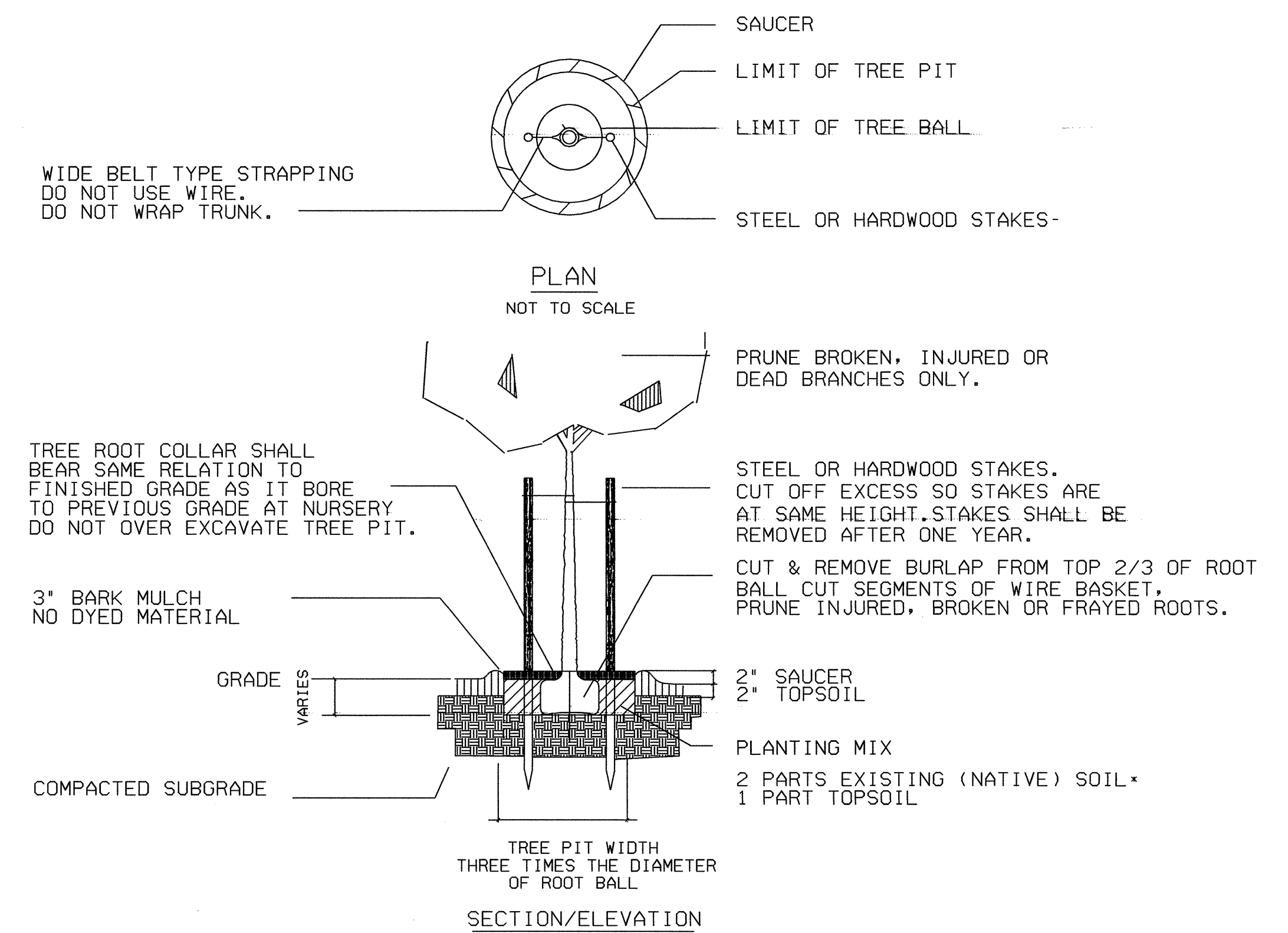


VINE INSTALLATION DETAIL
NOT TO SCALE

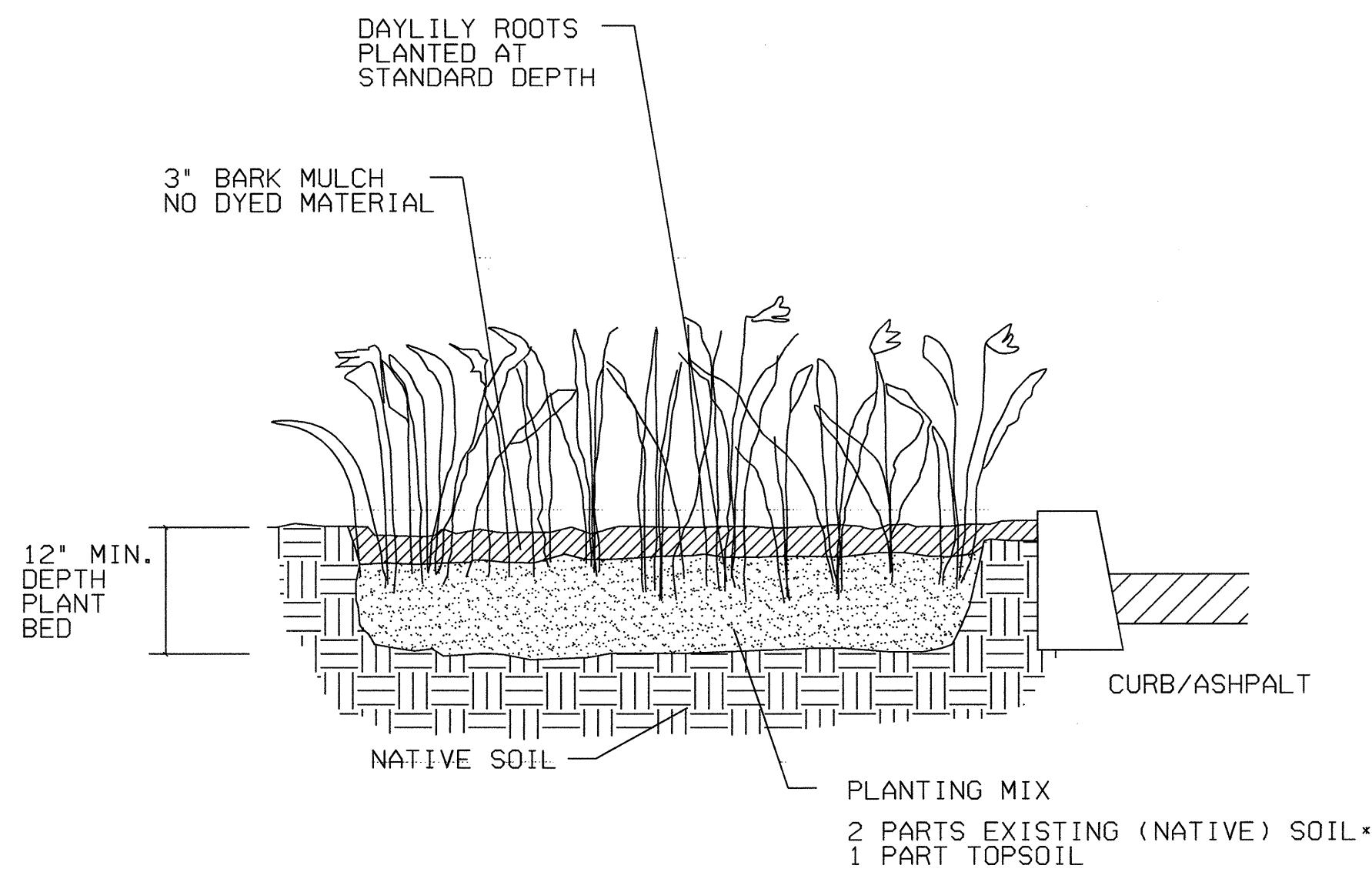


SHRUB INSTALLATION DETAIL
NOT TO SCALE



TYPICAL TREE PLANTING
NOT TO SCALE

* IF THE NATIVE SOIL FOUND IN PLANT PIT AREA IS CONSIDERED BY THE RESIDENT ENGINEER TO BE UNSUITABLE FOR PLANTING MIX, THE CONTRACTOR SHALL SUBSTITUTE TOPSOIL FOR THE TWO PARTS EXISTING SOIL.



PERENNIAL PLANTING DETAIL
NOT TO SCALE

PLANTING SCHEDULE

ABBREVIATION	QUANTITY	ITEM NUMBER	BOTANICAL NAME	COMMON NAME	SIZE	REMARKS
			TREES			
W.S.	30	656.20	PICEA GLAUCA	WHITE SPRUCE	6-8'	B&B
			SHRUBS			
S.B.	45	656.35	AMELANCIER CANADENSIS	SHADBLOW	6-8"	B&B - MULTI-STEM
R.S.D.	96	656.35	CORNUS SERICEA	REDSTEM DOGWOOD	12-18"	B&B OR CONT.
G.S.D.	33	656.35	CORNUS AMOMUM	GRAYSTEM DOGWOOD	12-18"	B&B OR CONT.
H.S.	74	656.35	LONICERA XYLOSTEUM *CLAVEYI*	CLAVEYS'S DWARF HONEYSUCKLE	12-18"	B&B OR CONT.
S.S.	118	656.35	RHUS TYPHINA	STAGHORN SUMAC	12-18"	B&B OR CONT.
G.L.S.	15	656.35	RHUS AROMATICA 'GRO-LOW'	GRO-LOW SUMAC	12-18"	B&B OR CONT.
A.V.	51	656.35	VIBURNUM DENTATUM	ARROWWOOD VIBURNUM	12-18"	B&B OR CONT.
			VINES			
V	13	656.40	CELASTRUS SCANDENS	AMERICAN BITTERSWEET	2YR. FIELD	FIELD POT
□	13	656.40	PARTHENOSIS QUINQUEFOLIA	WOODBINE/VIRGINIA CREEPER	2YR. FIELD	FIELD POT
o	10	656.40	VITUS CULTIVAR	VALIENT GRAPEVINE	2YR. FIELD GROWN	2 GAL. POT
			OR			
			VITUS AESTIVALIS (WILD GRAPE)	SUMMER GRAPE (NATIVE)	2YR. FIELD GROWN	2 GAL. POT
			PERENNIALS			
H.F.			HEMMEROCALLIS	COMMON DAYLILLY	ROOTS 3-5 EYE DIVISION	
	500	656.40	FULVA	NATIVE ORANGE LILY	ROOTS	FIELD GROWN
	200	656.40	FLAVA	NATIVE LEMON LILY	ROOTS	FIELD GROWN

LANDSCAPE DETAILS

SURVEYED BY _____ DATE _____
 DRAWN BY K. RYAN DATE 2/00
 SQUAD LEADER DELLA SANTA
 DESIGN FILE NO. /SQDB/84E058/del32dt1.dgn
 IPARM FILE del32dt1 DATE PLOTTED 25-APR-2000
 PROJ. NAME MORETOWN - MIDDLESEX
 PROJ. NO. RSEGC-RS 0167 (9)
 SHEET 72 OF 243 SHEETS