NOTES:

1. SEE SHEET BR118A FOR PIER FOOTING AND PIER STEM REVISED DETAILS.
2. CENTERLINE GIRDERS AS SHOWN DEPICT TANGENT OF CENTERLINE GIRDERS AT BRG. CENTERLINE.
3. BEARING ANCHOR BOLTS SHALL BE CAST-IN-PLACE AT THE PIER.

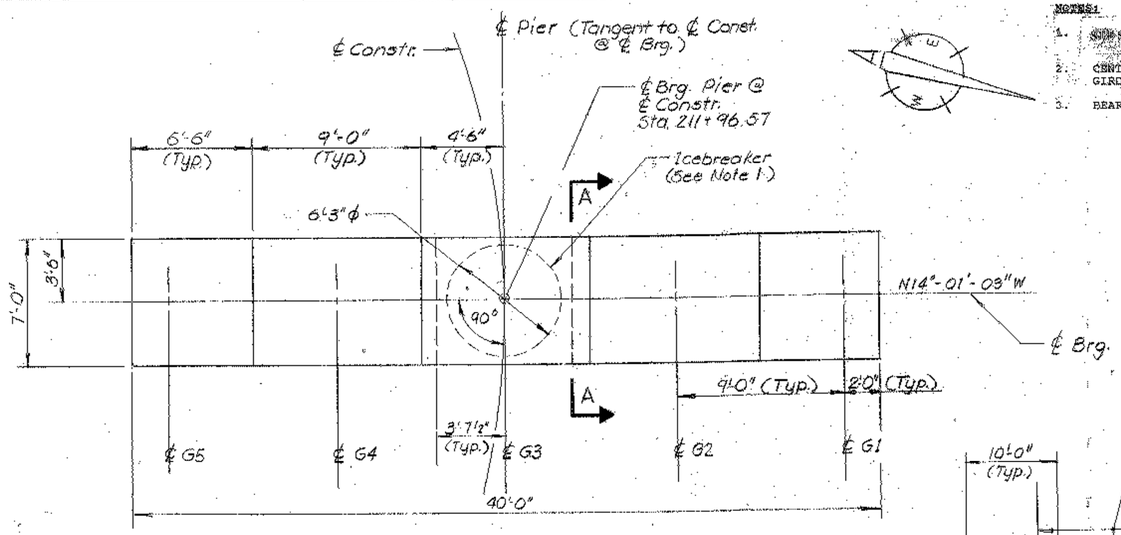

PLAN
Scale: 1/4" = 1'-0"

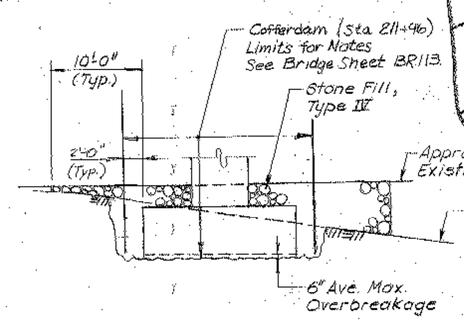

EARTHWORK DETAILS
N.T.S.

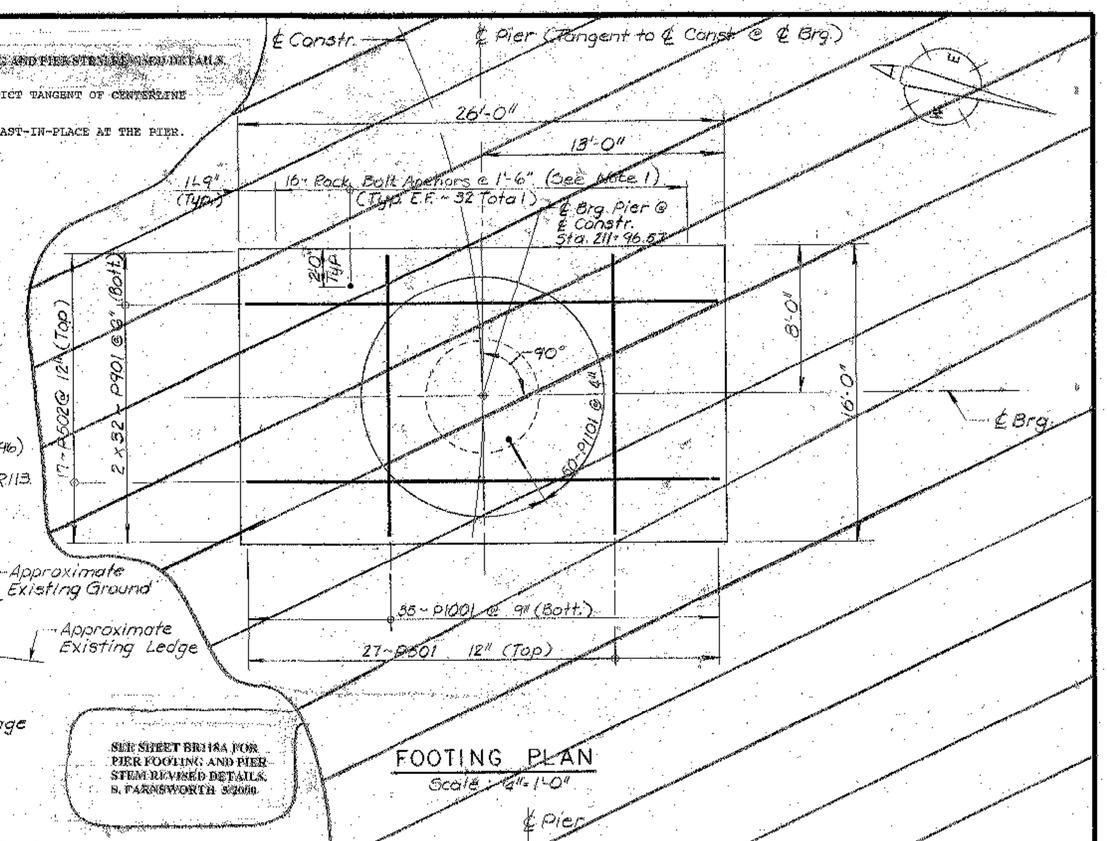

FOOTING PLAN
Scale: 1/4" = 1'-0"

SEE SHEET BR118A FOR PIER FOOTING AND PIER STEM REVISED DETAILS. S. FARNSWORTH 8/2000.

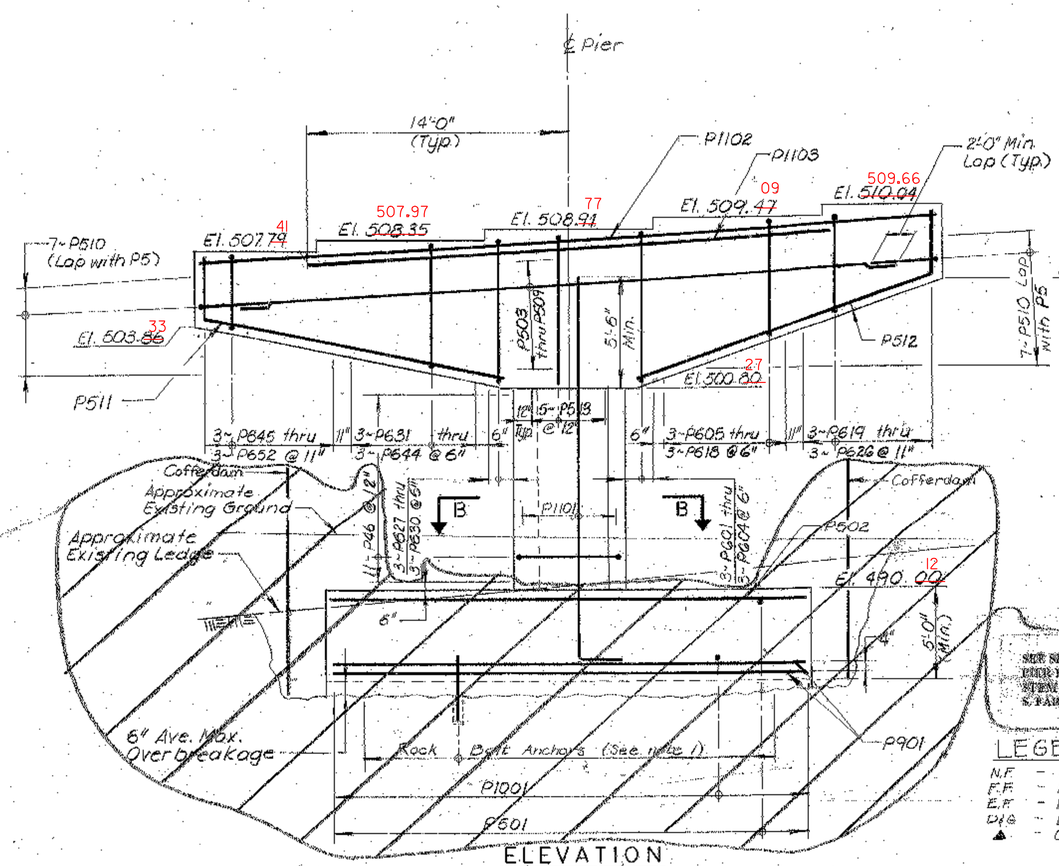

ELEVATION
Scale: 1/4" = 1'-0"

SEE SHEET BR118A FOR PIER FOOTING AND PIER STEM REVISED DETAILS. S. FARNSWORTH 8/2000.

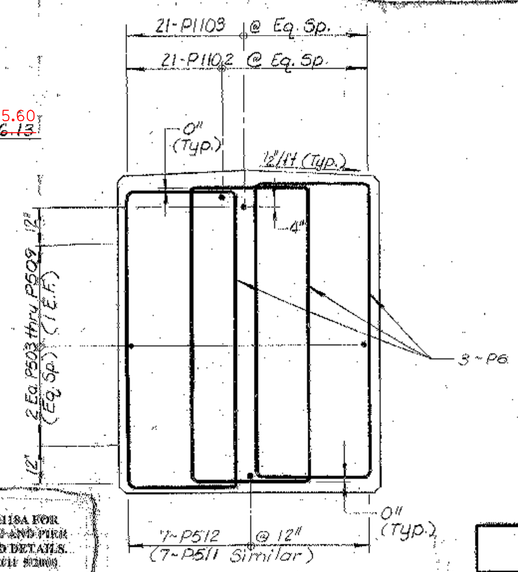

SECTION A-A
Scale: 1/2" = 1'-0"

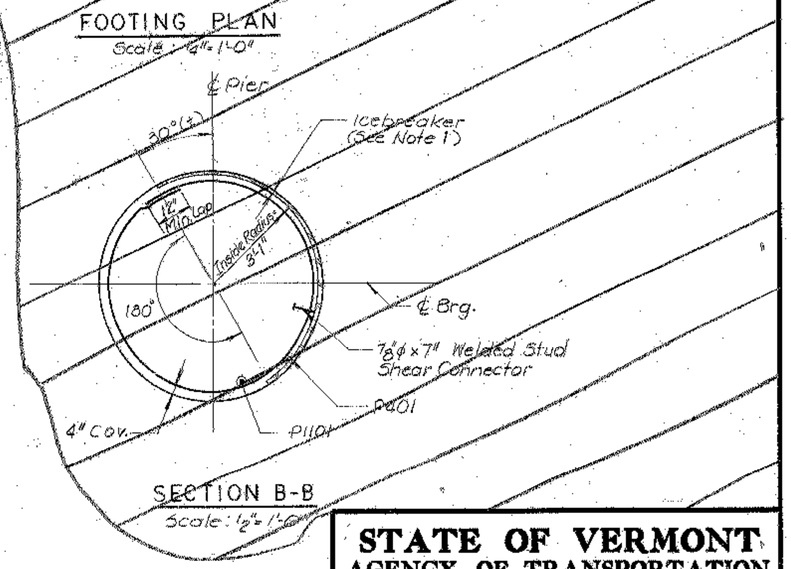

SECTION B-B
Scale: 1/2" = 1'-0"

LEGEND

N.F. - Near Face
F.F. - Far Face
E.F. - Each Face
D/G - Drill and Grout
▲ - Cut to fit in the field

THIS SHEET HAS BEEN REVISED TO REFLECT 1993 AASHTO AND VAOT SPECIFICATIONS AND STANDARDS

REVISED DESIGN BY: R. KELM DRAWN BY: G. SAUCIER
CHECKED BY: J. PATUSKY DATE: 6/95

BETTIGOLE ANDREWS & CLARK, INC.
Consulting Engineers

ANDREWS & CLARK, INC.
Consulting Engineers

STATE OF VERMONT
AGENCY OF TRANSPORTATION

Town Of MORETOWN/ MIDDLESEX	Bridge No. / Log Sta.
Highway No. VT RTE. 100B	Surv. Sta. 212+00
OVER THE WINOOSKI RIVER	
PIER - MASONRY & REINF.	
Designed By RLJ	Drawn By NJC
Checked By DMN Date 12-86	Bridge Design Supervisor CDB Date 7-87
PROJECT MORETOWN/MIDDLESEX	PROJECT NO. BRS 0167(11)
L.G.C. Info.	
Bridge Sheet No. BR118	Sheet 211 of