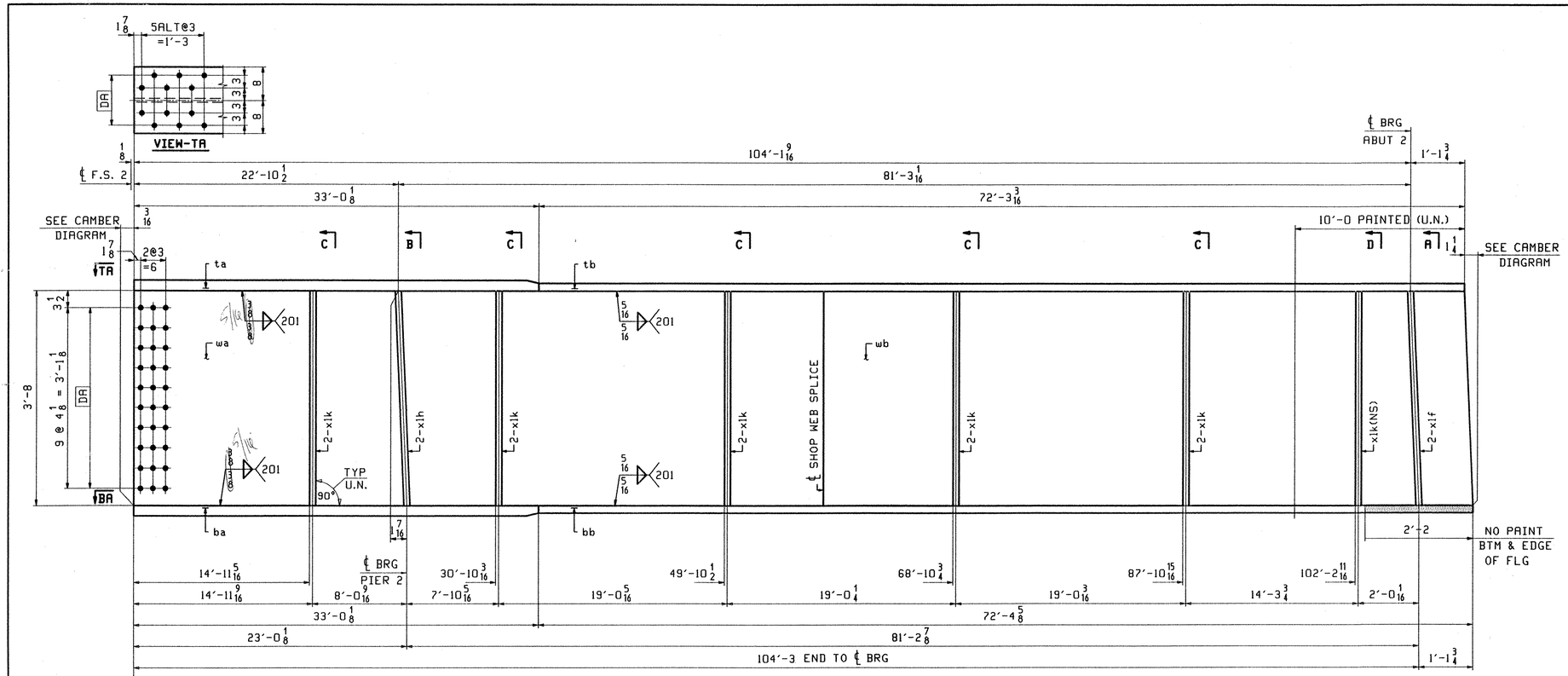

ONE - GIRDER - G3C (DEV)

1. FOR GIRDER STANDARD DETAILS SEE DWG. X1.
2. FOR CAMBER DIAGRAM SEE DWG. C3.
3. FOR FLANGE DIAGRAM SEE DWG. F3.
4. FOR GENERAL NOTES SEE SHT. GN1.

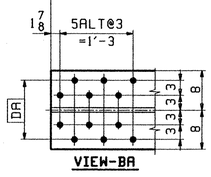

ABM INFO PAGE	LINE	SHIP MARK	QTY	MARK	MATERIAL	LENGTH FT	LENGTH INCHES	REMARKS	WT	PROCUREMENT NOTES
		G3C	1		GIRDER				21104	
3	U		1	wa	PL 1/2x45	56	3 1/16	(M270-50WT2) (H2-3)		
3	Q		1	wb	PL 1/2x44 7/8	49	1 13/16	(M270-50WT2) (H2-3)		
1	C		1	ta	PL 1 1/2x16	33	0 1/8	(M270-50WT2) (H2-3)		
2	A		1	tb	PL 7/8x16	72	3 3/16	(M270-50WT2) (H2-3)		
1	C		1	ba	PL 1 1/2x16	33	0 1/8	(M270-50WT2) (H2-3)		
1	Y		1	bb	PL 7/8x16	72	4 5/8	(M270-50WT2) (H2-3)		
5	C		11	x1k	PL 1/2x7	3	8	(M270-50WT2) (H2-3)		
5	B		2	x1h	PL 3/4x7 1/2	3	8	(M270-50WT2) (H2-3)		
5	B		2	x1f	PL 3/4x7 1/2	3	8	(M270-50WT2) (H2-3)		

JOB NO.: | DRAWING NO.: 15 | REV.:

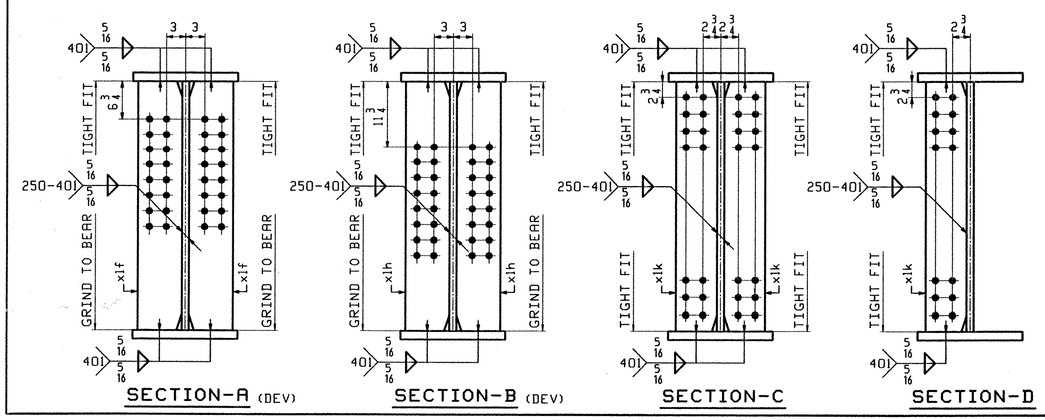

OUT FOR APPROVAL	9/13/02									
OUT FOR APPROVAL										
ISSUED TO SHOP										
FIELD & OFFICE										
REV.	REMARKS	DATE	DWN	CHK	APP	Q.A.	NO.	DIA.	LGT	TYPE	WASHER

RECEIVED
OK'D BY DTV OK'D BY
SEP 16 2002
RESUBMIT APPROVED As Noted
BY RLW DATE 10-3-02

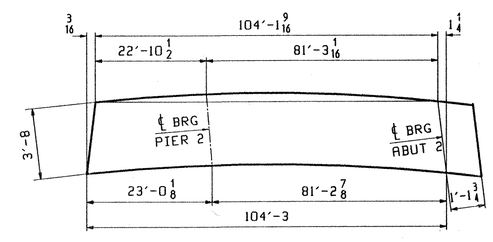

ORIENTATION DIAGRAM
FOR CAMBER SEE SHEET C3

MATERIAL: M270-50W
ELECTRODES:
HOLES: 15/16"Ø
SHOP BOLTS:

SURFACE PREP. & PAINT:
-STEEL WITHIN 10'-0 ENDS OF GIRDERS SHALL BE PAINTED (SEE GN1)
-ALL OTHER STEEL SHALL BE BLAST CLEANED AND LEFT UNPAINTED.

DESCRIPTION: GIRDER - G3C

JOB: VT. ROUTE 9 OVER DEERFIELD RIVER
BRIDGE 25B
SEARSBURG, VERMONT
CONTRACTOR: J.A. McDONALD

TENSOR 2243

PROJ NO. NHF-010-1(18)

CUSTOMER: VERMONT AGENCY OF TRANSPORTATION

DRAWN BY	ATD
DATE	09/02
CHKD BY	
DO	09/05
APPROV BY	
SUPERVISOR	W. J. GATTI
Q.A.	
JOB NO.	167
DRG. NO.	15
REV.	△

CASCO BAY STEEL STRUCTURES, INC.
75 SPRING HILL ROAD SACO, MAINE 04072
PHONE (207) 282-7360 FAX. (207) 282-1179

700-BR25B-S&15