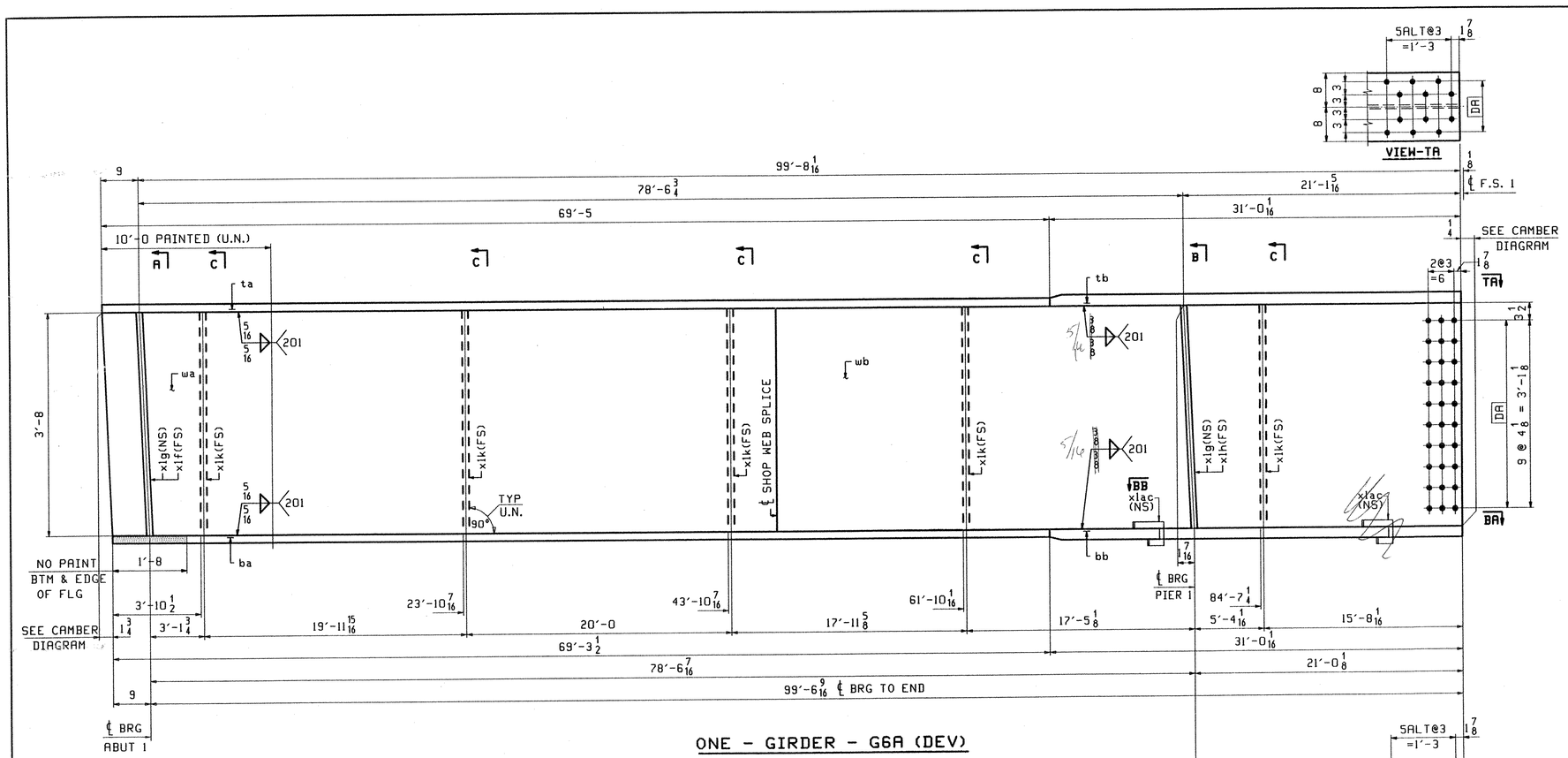

ONE - GIRDER - G6A (DEV)

1. FOR GIRDER STANDARD DETAILS SEE DWG. X1.
2. FOR CAMBER DIAGRAM SEE DWG. C1.
3. FOR FLANGE DIAGRAM SEE DWG. F1.
4. FOR GENERAL NOTES SEE SHT. GN1.

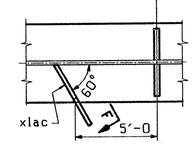

SECTION-BB

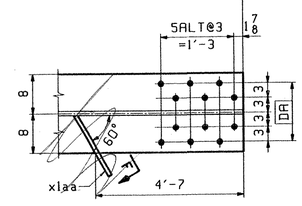

VIEW-BA

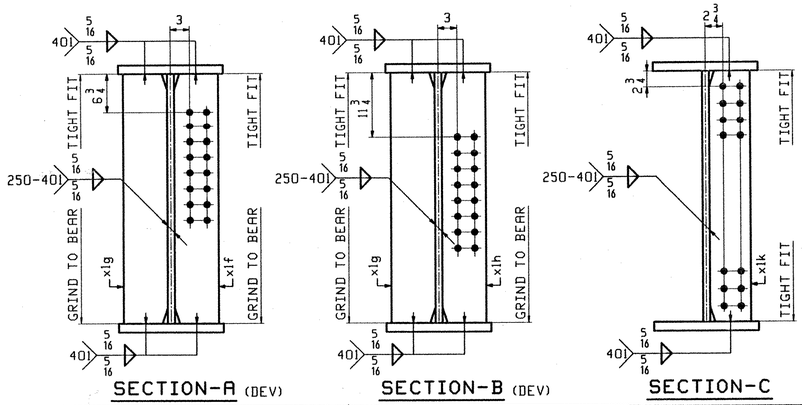

SECTION-A (DEV)

SECTION-B (DEV)

SECTION-C

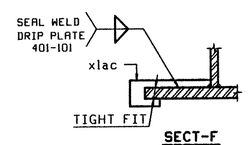

SECT-F

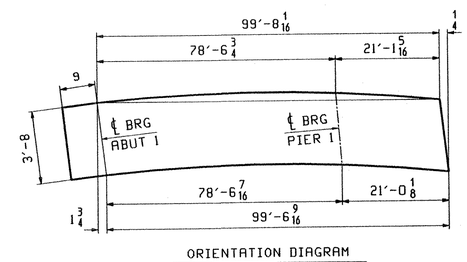

ORIENTATION DIAGRAM
FOR CAMBER SEE SHEET C1

ABM INFO PAGE	ABM INFO LINE	SHIP MARK	QTY	MARK	MATERIAL	LENGTH FT	LENGTH INCHES	REMARKS	WT	PROCUREMENT NOTES
		G6A	1		GIRDER				19867	
3	N		1	wa	PL 1/2x45	49	10 3/4	(M270-50WT2) (H2-3)		
4	Q		1	wb	PL 1/2x45	50	6 5/8	(M270-50WT2) (H2-3)		
2	N		1	ta	PL 7/8x16	69	5	(M270-50WT2) (H2-3)		
1	E		1	tb	PL 1 1/2x16	31	0 1/16	(M270-50WT2) (H2-3)		
2	N		1	ba	PL 7/8x16	69	3 1/2	(M270-50WT2) (H2-3)		
1	E		1	bb	PL 1 1/2x16	31	0 1/16	(M270-50WT2) (H2-3)		
5	B		2	xlg	PL 3/4x7 1/2	3	8	(M270-50WT2) (H2-3)		
5	B		1	xlf	PL 3/4x7 1/2	3	8	(M270-50WT2) (H2-3)		
5	C		5	xlk	PL 1/2x7	3	8	(M270-50WT2) (H2-3)		
5	B		1	xlh	PL 3/4x7 1/2	3	8	(M270-50WT2) (H2-3)		
5	K		1 2	xlac	PL 1/4x3 1/2	0	11			

BILL OF MATERIAL — JOB NO. — DRAWING NO. 6 — REV.

REV.	REMARKS	DATE	DWN	CHK	APP	Q.A.	NO.	DIA.	LGT	TYPE	WASHER
	OUT FOR APPROVAL	9-13-02									
	OUT FOR APPROVAL										
	ISSUED TO SHOP										
	FIELD & OFFICE										

RECEIVED
OK'D BY DJV OK'D BY
SEP 16 2002
RESUBMIT APPROVED As Noted
BY RRW DATE 10-3-02

MATERIAL: M270-50W
ELECTRODES:
HOLES: 15/16" Ø
SHOP BOLTS:

SURFACE PREP. & PAINT:
-STEEL WITHIN 10'-0 ENDS OF GIRDERS SHALL BE PAINTED (SEE GN1)
-ALL OTHER STEEL SHALL BE BLAST CLEANED AND LEFT UNPAINTED.

DESCRIPTION: GIRDER - G6A

JOB: VT. ROUTE 9 OVER DEERFIELD RIVER
BRIDGE 25B
SEARSBURG, VERMONT
CONTRACTOR: J.A. McDONALD

TENSOR 2243

PROJ NO. NHF-010-1(18)

CUSTOMER: VERMONT AGENCY OF TRANSPORTATION

DRAWN BY	ATD
DATE	08/30
CHKD BY	
DO	09/04
APPROV BY	
SUPERVISOR	W. J. GATTI
Q.A.	

CASCO BAY STEEL STRUCTURES, INC.
75 SPRING HILL ROAD SACO, MAINE 04072
PHONE (207) 282-7360 FAX. (207) 282-1179

JOB NO. 167 — DRG. NO. 6 — REV.

691-BR25B-SS6