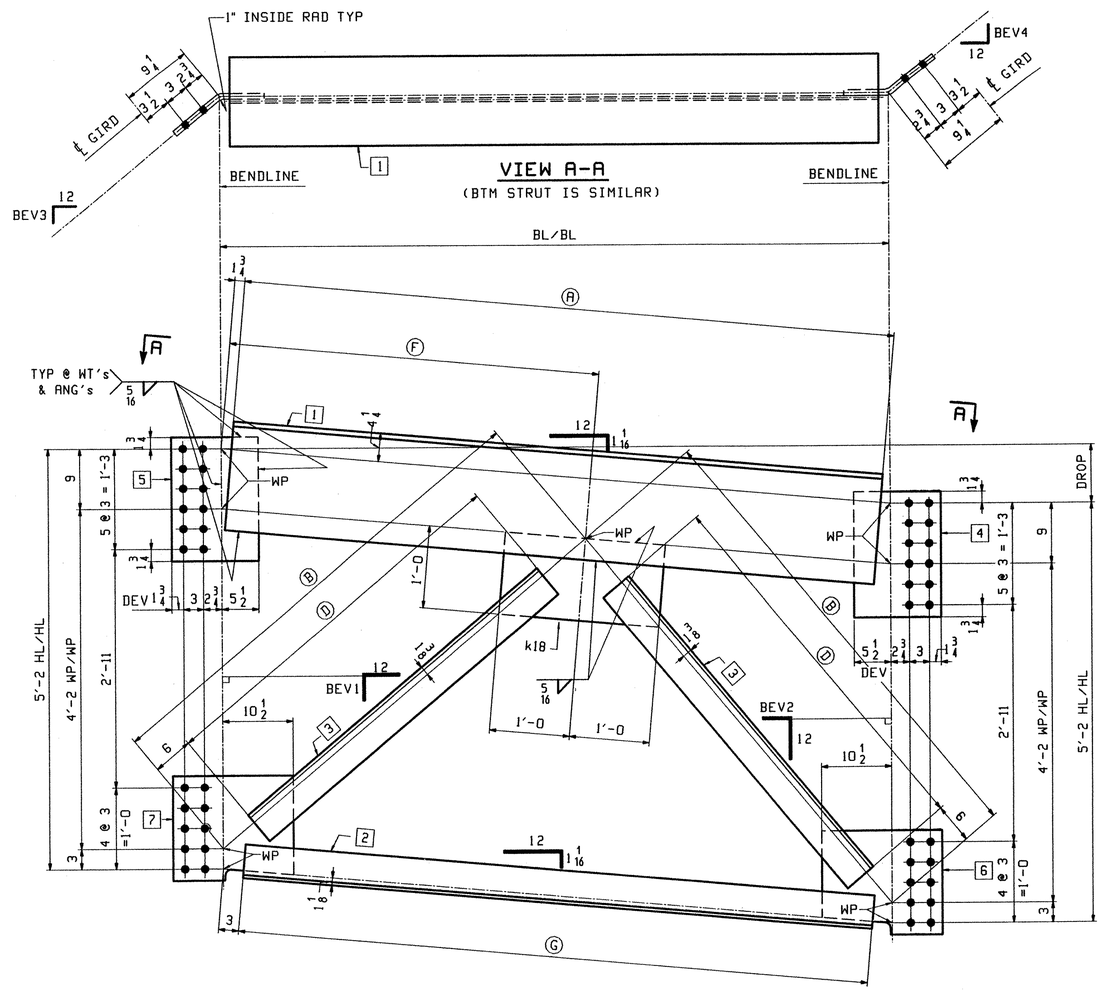

ABUTMENT CROSSFRAMES TYPE C4

(ALL PAINTED)

MARK	REQ'd	DROP	BL/BL	Ⓐ	Ⓑ	Ⓓ	Ⓕ	Ⓖ	BEV1	BEV2	BEV3	BEV4	1	2	3	4	5	6	7
19CF1	1	8 3/4	8'-3 7/16	8'-0 3/4	5'-10 1/2	4'-8 1/4	4'-7 1/16	7'-9 3/4	10	10 1/16	4 11/16	4 3/4	a19	b19	c19	d19	f19	g19	h19
19CF2	1	8 3/4	8'-3 5/8	8'-1	5'-10 9/16	4'-8 1/4	4'-7 3/16	7'-10	10	10 1/8	4 3/4	4 13/16	m19	n19	c19	s19	t19	v19	w19
19CF3	1	8 11/16	8'-3 13/16	8'-1 1/4	5'-10 5/8	4'-8 1/2	4'-7 3/16	7'-10 1/4	10	10 1/8	4 13/16	4 7/8	aa19	ab19	ac19	ad19	af19	ag19	ah19
19CF4	1	8 11/16	8'-4	8'-1 1/2	5'-10 11/16	4'-8 1/2	4'-7 5/16	7'-10 1/2	10	10 3/16	4 7/8	4 15/16	am19	an19	ac19	as19	at19	av19	aw19

ABM INFO PAGE	ABM INFO LINE	SHIP MARK	QTY	MARK	MATERIAL	LENGTH FT	LENGTH INCHES	REMARKS	WT	PROCUREMENT NOTES
		19CF3	1		CROSSFRAME				972	
8	C		1	aa19	WT 16.5x59	8	1 1/4	(M270-50WT2) (H2-3)		
8	F		1	ab19	WT 5x19.5	7	10 1/4	(M270-50WT2) (H2-3)		
8	G		2	ac19	L 5x5x1/2	4	8 1/2	(M270-50WT2) (H2-3)		
8	J		1	ad19	PL 1/2x18 1/2	1	1	(M270-50WT2) (H2-3)BENT		
8	J		1	af19	PL 1/2x18 1/2	1	1	(M270-50WT2) (H2-3)BENT		
8	K		1	ag19	PL 1/2x15 1/2	1	6	(M270-50WT2) (H2-3)BENT		
8	K		1	ah19	PL 1/2x15 1/2	1	6	(M270-50WT2) (H2-3)BENT		
8	H		1	k18	PL 1/2x12	2	0	(M270-50WT2) (H2-3)		
		19CF4	1		CROSSFRAME				973	
8	C		1	am19	WT 16.5x59	8	1 1/2	(M270-50WT2) (H2-3)		
8	F		1	an19	WT 5x19.5	7	10 1/2	(M270-50WT2) (H2-3)		
8	G		2	ac19	L 5x5x1/2	4	8 1/2	(M270-50WT2) (H2-3)		
8	J		1	as19	PL 1/2x18 1/2	1	1	(M270-50WT2) (H2-3)BENT		
8	J		1	at19	PL 1/2x18 1/2	1	1	(M270-50WT2) (H2-3)BENT		
8	K		1	av19	PL 1/2x15 1/2	1	6	(M270-50WT2) (H2-3)BENT		
8	K		1	aw19	PL 1/2x15 1/2	1	6	(M270-50WT2) (H2-3)BENT		
8	H		1	k18	PL 1/2x12	2	0	(M270-50WT2) (H2-3)		

ABM INFO PAGE	ABM INFO LINE	SHIP MARK	QTY	MARK	MATERIAL	LENGTH FT	LENGTH INCHES	REMARKS	WT	PROCUREMENT NOTES
		19CF1	1		CROSSFRAME				968	
8	C		1	a19	WT 16.5x59	8	0 3/4	(M270-50WT2) (H2-3)		
8	F		1	b19	WT 5x19.5	7	9 3/4	(M270-50WT2) (H2-3)		
8	G		2	c19	L 5x5x1/2	4	8 1/4	(M270-50WT2) (H2-3)		
8	J		1	d19	PL 1/2x18 1/2	1	1	(M270-50WT2) (H2-3)BENT		
8	J		1	f19	PL 1/2x18 1/2	1	1	(M270-50WT2) (H2-3)BENT		
8	K		1	g19	PL 1/2x15 1/2	1	6	(M270-50WT2) (H2-3)BENT		
8	K		1	h19	PL 1/2x15 1/2	1	6	(M270-50WT2) (H2-3)BENT		
8	H		1	k18	PL 1/2x12	2	0	(M270-50WT2) (H2-3)		
		19CF2	1		CROSSFRAME				969	
8	C		1	m19	WT 16.5x59	8	1	(M270-50WT2) (H2-3)		
8	F		1	n19	WT 5x19.5	7	10	(M270-50WT2) (H2-3)		
8	G		2	c19	L 5x5x1/2	4	8 1/4	(M270-50WT2) (H2-3)		
8	J		1	s19	PL 1/2x18 1/2	1	1	(M270-50WT2) (H2-3)BENT		
8	J		1	t19	PL 1/2x18 1/2	1	1	(M270-50WT2) (H2-3)BENT		
8	K		1	v19	PL 1/2x15 1/2	1	6	(M270-50WT2) (H2-3)BENT		
8	K		1	w19	PL 1/2x15 1/2	1	6	(M270-50WT2) (H2-3)BENT		
8	H		1	k18	PL 1/2x12	2	0	(M270-50WT2) (H2-3)		

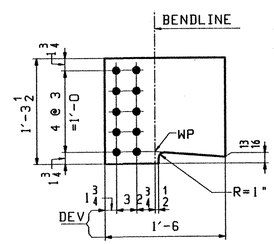

DETAIL OF 7

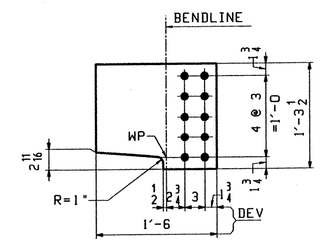

DETAIL OF 6

REV.	REMARKS	DATE	DWN	CHK	APP	Q.A.	NO.	DIA.	LGT	TYPE	WASHER
	OUT FOR APPROVAL	9-9-02									
	OUT FOR APPROVAL										
	ISSUED TO SHOP										
	FIELD & OFFICE										

MATERIAL: M270-50W
ELECTRODES:
HOLES: 1 1/16"ø (OVS)
SHOP BOLTS:

SURFACE PREP. & PAINT:
-STEEL WITHIN 10'-0 ENDS OF GIRDERS SHALL BE PAINTED (SEE GN1)
-ALL OTHER STEEL SHALL BE BLAST CLEANED AND LEFT UNPAINTED.

DESCRIPTION: ABUTMENT CROSSFRAMES
JOB: VT RTE 9 OVER THE DEERFIELD RIVER
BRIDGE NO. 25A
SEARSBURG, VERMONT
CONTRACTOR: J.A. McDONALD
TENSOR 2242
PROJ NO. PROJ. NHF 010-1(18)
CUSTOMER: VERMONT AGENCY OF TRANSPORTATION

	DRAWN BY	DATE
	VWJ	08/16
	CHKD BY	
	DO	08/28
	APPROV BY	
	SUPERVISOR	W. J. GATTI
	Q.A.	

CASCO BAY STEEL STRUCTURES, INC.
75 SPRING HILL ROAD SACO, MAINE 04072
PHONE (207) 282-7360 FAX. (207) 282-1179

JOB NO. 166 DRG. NO. 19 REV. △

RECEIVED
CK'D BY DV OK'D BY
SEP 09 2002
RESUBMIT APPROVED ✓
BY RRW DATE 9-27-02

FOR GENERAL NOTES SEE GN1.

669-BR25A-3519

VWJ Thu Aug 29 14:30:35 EDT 2002 /users/r_jobs/2242/19; Rev0