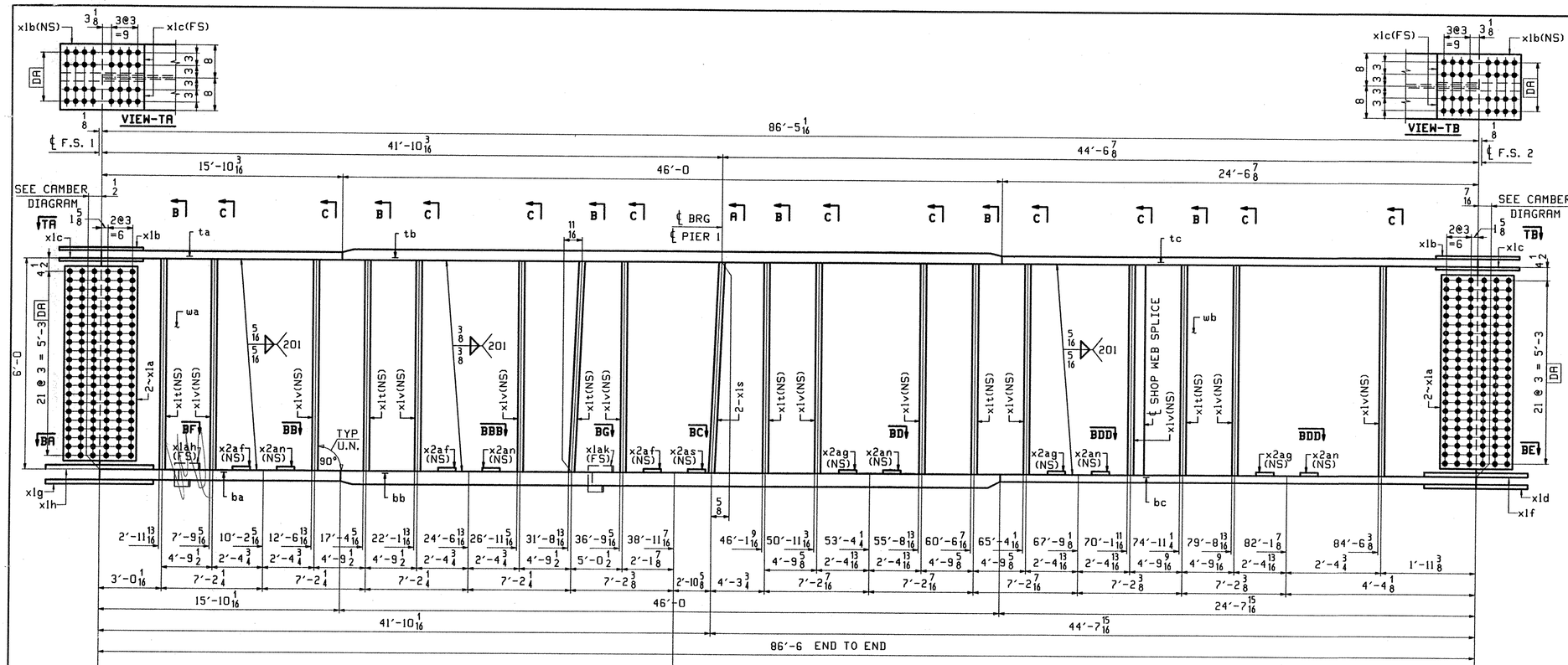

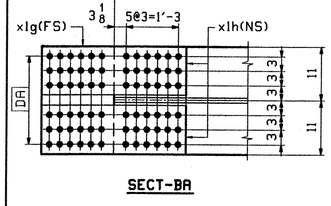

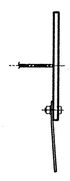

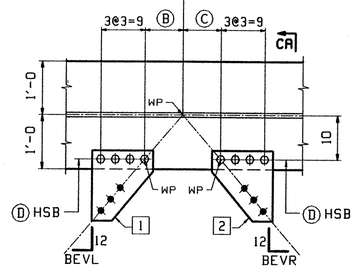

SECT	Ⓑ	Ⓒ	BEVL	BEVR	1	2	Ⓓ
BB	7 5/8	7 5/8	9 1/8	9 1/8	x2af	x2an	7/8 ø x 3 1/4
BBB	7 5/8	7 5/8	9 1/8	9 1/8	x2af	x2an	7/8 ø x 3 3/4
BC	7 5/8	7 11/16	9 1/8	9 3/16	x2af	x2as	7/8 ø x 3 3/4
BD	7 11/16	7 5/8	9 3/16	9 1/8	x2ag	x2an	7/8 ø x 3 3/4
BDD	7 11/16	7 5/8	9 3/16	9 1/8	x2ag	x2an	7/8 ø x 3

ONE - GIRDER - G1B (DEV)

1. FOR GIRDER STANDARD DETAILS SEE DWG. X1 & X2.
2. FOR CAMBER DIAGRAM SEE DWG. C2.
3. FOR FLANGE DIAGRAM SEE DWG. F3.
4. FOR GENERAL NOTES SEE SHT. GN1.

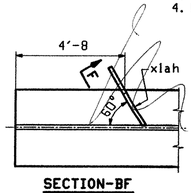

SECTION-BF
(STIFFS NOT SHOWN)

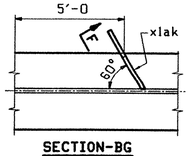

SECTION-BG
(STIFFS NOT SHOWN)

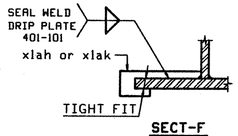

SECT-F

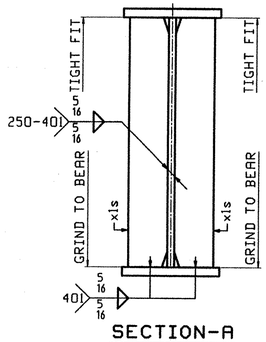

SECTION-A

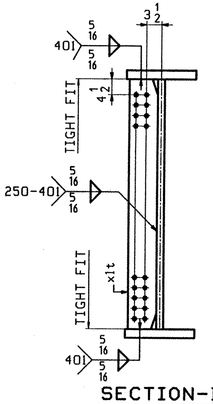

SECTION-B (DEV)

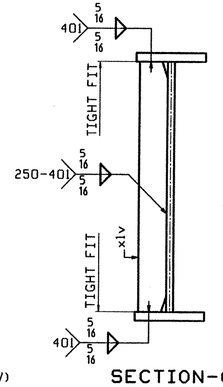

SECTION-C

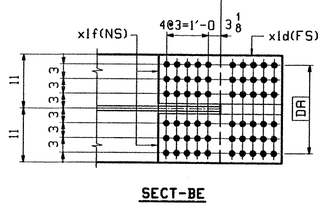

SECT-BE

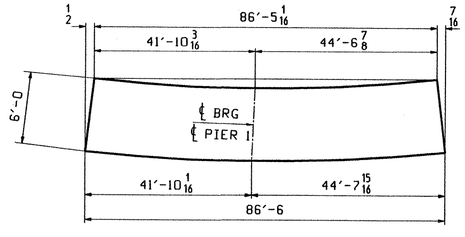

ORIENTATION DIAGRAM
FOR CAMBER SEE SHEET C2

BILL OF MATERIAL

ABM INFO PAGE	ABM INFO LINE	SHIP MARK	QTY	MARK	MATERIAL	LENGTH FT	LENGTH INCHES	REMARKS	WT	PROCUREMENT NOTES
		GIB	1		GIRDER				36396	
4	Y		1	wa	PL 1/2x74 1/8	70	11 7/8	(M270-50WT2) (H2-3)		
6	S		1	wb	PL 1/2x72	15	6 3/16	(M270-50WT2) (H2-3)		
4	Q		1	ta	PL 1x16	15	10 3/16	(M270-50WT2) (H2-3)		
1	A		1	tb	PL 2x24	46	0	(M270-50WT2) (H2-3)		
4	A		1	tc	PL 1x16	24	6 7/8	(M270-50WT2) (H2-3)		
1	E		1	ba	PL 1 1/2x24	15	10 1/16	(M270-50WT2) (H2-3)		
1	A		1	bb	PL 2x24	46	0	(M270-50WT2) (H2-3)		
1	W		1	bc	PL 1 1/4x24	24	7 15/16	(M270-50WT2) (H2-3)		
7	B		4	x1a	PL 1/2x66 1/2	1	7	(M270-50WT2) (H2-3)		
7	D		2	x1b	PL 1/2x16	2	4	(M270-50WT2) (H2-3)		
7	E		4	x1c	PL 9/16x7 1/4	2	4	(M270-50WT2) (H2-3)		
7	H		1	x1g	PL 3/4x24	3	4	(M270-50WT2) (H2-3)		
7	J		2	x1h	PL 3/4x11 1/4	3	4	(M270-50WT2) (H2-3)		
7	F		1	x1d	PL 5/8x24	2	10	(M270-50WT2) (H2-3)		
7	G		2	x1f	PL 5/8x11 1/4	2	10	(M270-50WT2) (H2-3)		
7	P		6	x1t	PL 1/2x8	6	0	(M270-50WT2) (H2-3)		
7	N		2	x1s	PL 1 1/4x11	6	0	(M270-50WT2) (H2-3)		
7	T		3	x2af	PL 3/8x12 1/2	1	2 1/2	BENT		
7	T		5	x2an	PL 3/8x12 1/2	1	2 1/2	BENT		
7	T		1	x2as	PL 3/8x12 1/2	1	2 1/2	BENT		
7	T		3	x2ag	PL 3/8x12 1/2	1	2 1/2	BENT		
7	P		11	x1v	PL 1/2x8	6	0	(M270-50WT2) (H2-3)		
~~7~~	~~R~~		~~1~~	~~x1ah~~	~~PL 1/4x3 1/2~~	~~1~~	~~9/16~~			
7	R		1	x1ak	PL 1/4x4	1	9/16			
9	N		16		7/8 ø HSB	0	3	(A325-3)		
9	P		8		7/8 ø HSB	0	3 1/4	(A325-3)		
9	R		24		7/8 ø HSB	0	3 3/4	(A325-3)		
9	T		48		7/8 ø HSW			(F436W)		

OUT FOR APPROVAL	9-9-02								
OUT FOR APPROVAL									
ISSUED TO SHOP									
FIELD & OFFICE									

REV.	REMARKS	DATE	DWN	CHK	APP	Q.A.	NO.	DIA.	LGT	TYPE	WASHER

RECEIVED
CK'D BY DV OK'D BY
SEP 09 2002
RESUBMIT APPROVED As Noted
BY RRW DATE 9-27-02

MATERIAL:	ELECTRODES:	HOLES:	SHOP BOLTS:
M270-50W		15/16"ø (UN)	AS NOTED

SURFACE PREP. & PAINT:
-STEEL WITHIN 10'-0 ENDS OF GIRDERS SHALL BE PAINTED (SEE GN1)
-ALL OTHER STEEL SHALL BE BLAST CLEANED AND LEFT UNPAINTED.

DESCRIPTION: GIRDER - G1B	DRAWN BY	DATE
JOB: VT RTE 9 OVER THE DEERFIELD RIVER	ATD	08/23
BRIDGE NO. 25A	CHKD BY	
SEARSBURG, VERMONT	DO	08/27
CONTRACTOR: J.A. McDONALD	APPROV BY	
TENSOR 2242	SUPERVISOR	W. J. GALLI
PROJ NO. PROJ. NHF 010-1(18)	Q.A.	
CUSTOMER: VERMONT AGENCY OF TRANSPORTATION		

CASCO BAY STEEL STRUCTURES, INC.
75 SPRING HILL ROAD SACO, MAINE 04072
PHONE (207) 282-7360 FAX. (207) 282-1179

JOB NO.	DRG. NO.
166	6
	REV.

656r BR25A-556